



At the heart of the image™

A colorful life deserves clearer memories



D3200™

24.2
Effective
megapixels





• Lens: AF-S DX Micro NIKKOR 40mm f/2.8G • Exposure: [A] mode, 1/200 second, f/5.6 • White balance: Auto • Sensitivity: ISO 200 • Picture Control: Portrait

High resolution with
24.2 effective megapixels, and
a high-quality lens to match

24.2

Effective megapixels

Experience the incredibly high image quality that you've been dreaming of. Combining 24.2 effective megapixel definition with Nikon's all-new DX-format imaging sensor and the superior optical performance of NIKKOR lenses, the new Nikon D3200 brings you exceptional pictures with **smooth color gradation** and Full HD movies. Easy to hold and simple to use, this exciting, perfectly balanced combination of lens and camera is designed specifically to make the joy of high-quality D-SLR photography available to all.

D3200

Available in two colors: black and red





The secret behind beautiful images: Nikon innovation



• Lens: AF-S DX NIKKOR 18-55mm f/3.5-5.6G VR • Exposure: [M] mode, 1/50 second, f/5 • White balance: Auto
• Sensitivity: ISO 1600 • Picture Control: Standard



CMOS sensor

At the heart of the D3200 is a newly developed **Nikon DX-format CMOS image sensor** utilizing 24.2 effective megapixels for pictures with incredible detail, as well as the freedom to enlarge your images or crop them to your preference. The camera's image sensor

has a wide light sensitivity range, going as high as **ISO 6400*** and permitting the capture of excellent images even when the light is low. The driving force behind these advancements is the high-speed, high-performance **EXPEED 3** image-processing engine — the same as that used by the



EXPEED 3

Nikon D4 flagship camera — transforming digital data into superior quality images with smooth color and spectacular detail. Other Nikon advantages include a **420-pixel RGB sensor** that provides input for Nikon's exclusive Scene Recognition System. When taking pictures, each scene is analyzed and the focus, exposure, and white balance are automatically adjusted to ensure optimum results. Last but not least, superior image quality requires superior optics: the Nikon D3200 works with an extensive range of **NIKKOR lenses**, the same lenses used by experienced photographers around the world to get the most out of their Nikon D-SLR cameras. Add up all of the advantages and you can see why the Nikon D3200 is an excellent choice for experiencing D-SLR photography.

** ISO range can be raised as high as Hi 1 (ISO 12800 equivalent), giving you more options in extremely low-light conditions.*



65
million
NIKKOR

Step-by-step instructions for incredible images: Guide Mode

Are you new to D-SLR photography? The D3200 makes it easy to take the pictures that you've always wanted. Step by step, Nikon's Guide Mode walks you through the process of set-up, shooting, viewing and deleting. Simply select **Easy operation** for help with taking pictures of the most common situations and subjects,

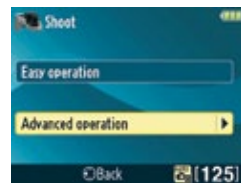


such as **Close-ups** or **Portraits**. Choose **Advanced operation** for more creative options, such as **Soften backgrounds** or **Freeze motion**. The helpful Assist images provide visual reference examples in order to illustrate the expected results, and help you to better understand how to achieve the type of images you want.

Guide Mode provides step-by-step assistance with taking pictures



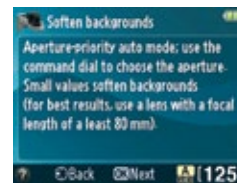
1 Select an operation



2 Select a shooting method



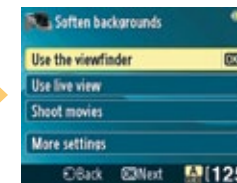
3 Select and confirm the scene



4 See an explanation of photo techniques



5 An example Assist image appears with the adjusted setting values



6 Choose from: **Use the viewfinder**, **Use live view** or **Shoot movies**

Easy Operation



Close-ups

Select this mode and the camera automatically optimizes your settings appropriately for shooting close-ups of flowers and other small objects.



Sleeping faces

This setting allows you to take pictures of small children discreetly by reducing shutter noise and turning off the flash.

Advanced Operation



Capture reds in sunsets

Select this option for dramatic sunset shots. The white balance is adjusted to emphasize the warm tones of the setting sun.



Freeze motion (people)

If the subject is moving, the camera suggests which faster shutter speed is best to avoid motion blur.

Easy operation menus

- Auto
- No flash
- Distant subjects
- Close-ups
- Sleeping faces
- Moving subjects
- Landscapes
- Portraits
- Night portrait

Advanced operation menus

- Soften backgrounds
- Bring more into focus
- Freeze motion (people)
- Freeze motion (vehicles)
- Show water flowing
- Capture reds in sunsets
- Take bright photos
- Take dark (low key) photos
- Reduce blur




Soften backgrounds ▶

• Lens: AF-S DX Micro NIKKOR 85mm f/3.5G ED VR • Exposure: [A] mode, 1/250 second, f/3.5 • White balance: Auto • Sensitivity: ISO 100 • Picture Control: Standard

Excellent results for almost any subject



Scene Modes and other creative options: get the best results for each scene




In addition to Guide Mode assistance, the D3200 offers familiar Scene Modes. Simply select one of the six icons on the mode dial: Portrait, Landscape, Child, Sports, Close up or Night portrait. Instantly, the camera is now set to automatically deliver optimal results for your shooting situation. Further creative D-SLR options put aperture and shutter speed under your control, either combined — P (programmed auto), individually — S (shutter-priority auto) and A (aperture-priority auto), or independently — M (manual).



• Lens: AF-S DX NIKKOR 18-55mm f/3.5-5.6G VR • Scene Mode: Child, 1/160 second, f/5 • White balance: Auto
 • Sensitivity: Auto (ISO 200) • Picture Control: Standard



Live view shooting convenience: Scene Auto Selector instantly selects settings to match a scene




If you are taking still pictures using D3200's "live view" monitor and are using the Auto or Auto (flash off) functions, the Scene Auto Selector** can automatically select the most appropriate set-up from a choice of options: Portrait, Landscape, Close up and Night portrait. The D3200 self-configures to ensure optimum results, leaving you more time to concentrate on composition.

* Selected when the camera identifies situations not covered by Portrait, Landscape, Close up or Night portrait mode, or for scenes suited to Auto or Auto (flash off).

** When using autofocus (AF).

Even when they're part of the action



Live view for easy operation and sharp focus

D-SLR shooting is easy with “live view.” Whether taking stills or recording movies, there are four convenient AF-area modes to choose from: face-priority AF, wide-area AF, normal-area AF and subject-tracking AF. The combination of subject-tracking AF and full-time-servo AF (AF-F) maintains the focus point as the action progresses.

Still photography with faster response: the optical viewfinder

D-SLR cameras are noted for showing exactly what the lens is seeing. Use of the viewfinder offers more stability, a clearer view and more precise composition for landscape, portrait and still life photography — advantages that enable you to better capture images at the right moment.

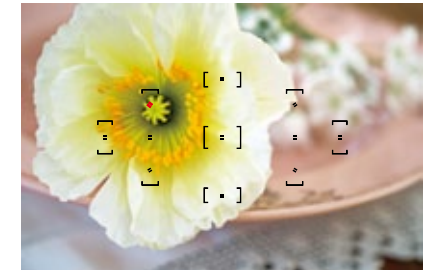


Reliable, accurate and responsive autofocus: 11-point AF system

When taking pictures through the optical viewfinder, the 11-point AF system quickly and precisely detects your subject. To ensure rapid and accurate autofocusing, choose auto-area AF and let the Scene Recognition System keep your


subject sharp automatically. Choose dynamic-area AF* or 3D-tracking (11 points)* to capture fast-moving subjects or to change your composition freely while keeping the subject in sharp focus. If you want a specific area of your subject to stay sharp, choose single-point AF.

*When focus mode is continuous-servo AF (AF-C) or auto AF-S/AF-C selection (AF-A).



Be confident of capturing the moment: continuous shooting at approx. 4 frames per second

The movement, position and expression of your subject can be unpredictable, and you may never know exactly when a definitive moment might happen. For times like these, the D3200 offers a frame rate of approx. 4 frames per second, allowing a burst of images to capture a decisive moment during sporting events and when taking pictures of elusive pets or children at play with full autofocus performance.



*Fine-tune your creative vision
before taking the shot*



With Active D-Lighting

Active D-Lighting: more detail in extreme lighting

Automatically reveal detail in the dark and light parts of high-contrast scenes and capture images that appear closer to how your eyes see them. Leave Active D-Lighting on for hands-free operation.



Without Active D-Lighting

Your images, your taste: Picture Control

Adjust the tonality and character of your pictures and Full HD movies to create a more personal touch. Six settings are available: Standard, Neutral, Vivid, Monochrome, Portrait and Landscape. In addition, you can manually adjust the sharpening, contrast, brightness, saturation and hue to further fine-tune your images to your own satisfaction.



Monochrome



Vivid

Everything you need to

Nikon's intelligent built-in flash automatically pops up whenever needed

** When shooting mode is set to Auto, Portrait, Child, Close up or Night portrait.*



Extremely easy, stress-free operation with intelligent auto modes

Compact and lightweight for portability and convenience



Comfortable camera grip fits naturally in your hands

Nikon Integrated Dust Reduction System for consistently clean and clear pictures

Superb quality NIKKOR lens with built-in VR (Vibration Reduction)

create a masterpiece

Easy shooting for self-portraits and close-up shots — infrared receivers for remote control located in both front and rear of the camera

ML-L3 Remote Control (optional)

Optical viewfinder for faster shooting response

Live view activation at the touch of a button


Button and dial layout ensures easy operation

Bright and accurate 3-in. (7.5-cm) LCD monitor with approx. 921k-dot resolution

Low energy consumption enables battery life for approx. 540 shots per charge*

*Based on CIPA Standards.

Versatile playback options



Add creative flair after you shoot



Miniature effect



Color sketch



Selective color



Straighten



Image overlay

More ways to enjoy pictures: the Retouch Menu

The D3200 offers a variety of options to finish off your pictures with a personalized look. Popular items such as Resize, Color sketch and Selective color have now been added to the menu.



Other items in the Retouch Menu:

- D-Lighting
- Red-eye correction
- Trim
- Monochrome
- Filter effects
- Color balance
- Image overlay
- NEF (RAW) processing
- Red-eye correction
- Sepia and Cyanotype
- Filter effects (Skylight, Warm filter, Red intensifier, Green intensifier, Blue intensifier, Cross screen and Soft)
- Color balance
- Image overlay
- NEF (RAW) processing
- Quick retouch
- Straighten
- Distortion control
- Fisheye
- Color outline
- Perspective control
- Miniature effect
- Edit movie



EN-EL14 Rechargeable Li-ion Battery (supplied)

Tell stories easily — See the Full HD movie difference for yourself



Full HD

1,920 x 1,080/30p

Simply press this button to start movie recording

Optional ME-1 Stereo Microphone

lets you record dynamic stereo sound while minimizing the recording of noise caused by lens vibration during autofocus.



Incredible movie recording at your fingertips: Full HD movies (1,920 x 1,080/30p)

The D3200 is not limited to taking outstanding still pictures. It also delivers outstanding D-Movie performance with Full HD movie capability. Together with D-SLR advantages such as beautiful bokeh (background blur), great low-light performance and extensive compatibility with the NIKKOR lens range, making your own movies has just become easier and more creative

than ever before. The features of “live view” autofocus like full-time-servo AF (AF-F) and subject-tracking AF are completely compatible when recording D-Movies, so your subject will stay in sharp focus, even when in motion. Face-priority AF is also available during D-Movie, which means you can stop worrying about focusing on faces and enjoy movie recording. The D3200 also records sound and comes equipped with in-camera editing functions, giving you movie production potential.



Subject-tracking AF works with D-Movie



Convenient Edit movie functions

for instant, in-camera post-production

Incredible images and movies start with incredible NIKKOR lenses



AF-S DX NIKKOR 35mm f/1.8G

Compact prime lenses like this one deliver beautiful background blur in portraits, as well as sharp handheld pictures — even in low light.



AF-S DX NIKKOR 55-300mm f/4.5-5.6G ED VR

This powerful super-telephoto zoom with Vibration Reduction (VR II) lets you get close to distant subjects while shooting handheld. The strong compression effect makes for dynamic images. Great for sports and wildlife.



AF-S DX Micro NIKKOR 40mm f/2.8G

A compact micro lens designed to capture small subjects at close distances, featuring a large maximum aperture of f/2.8. This is ideal for life-size (1x) close-ups and is also suitable for portraits and landscapes as a standard lens.

NIKKOR Known for its reliability, clarity and devotion to the needs of passionate photographers, Nikon's exclusive lens brand NIKKOR has come to represent the finest optics in the world. Join the community and share a love of great photography with photographers across the globe.



VR (Vibration Reduction) technology to minimize the effects of camera shake

VR NIKKOR lenses incorporate the VR function within the lens rather than within the camera body. This ensures that blur caused by camera shake is corrected in the optical path before it reaches the sensor, leading to clearer images and faster response. Furthermore, the image in the viewfinder is stabilized, allowing easier and more accurate composition.

See how far D-SLR fun can take you

Wireless camera control via smart devices



WU-1a

Connecting the optional WU-1a Wireless Mobile Adapter to the D3200 allows you to take pictures and then send them wirelessly to a Wi-Fi equipped smart device* such as smartphone or tablet — a quick and easy way to share your images via social networking services (SNS) or e-mail. You can even release the D3200's shutter from the smart device, as well.

* Dedicated application is required. The application can be downloaded from the Google Play Store (free). Compatible OSs: Android 2.3 series (smartphone); Android 3.x series (tablet).



ViewNX 2 (supplied) — Your Imaging Toolbox

ViewNX 2 is the convenient way to manage images on your computer, with useful functions for storing, browsing, editing and sharing both photos and movies. Labels can be attached to images, facilitating faster searches later on. This bundled software also offers a wide range of editing functions, including rotate, resize, crop, straighten, auto red-eye correction and more.



my Picturetown — smart photo sharing and storage service

Nikon's own image-sharing website, my Picturetown, allows you to easily save, organize and share your images with family and friends worldwide. Membership is free and permits storage of up to 2 GB of photos and/or movies. For an additional fee, you can expand your online storage space to 200 GB*. Also compatible with some smart devices.

* Fees and availability may vary by country.



my **Picturetown**
<http://mypicturetown.com>


Controls neatly arranged for easy operation



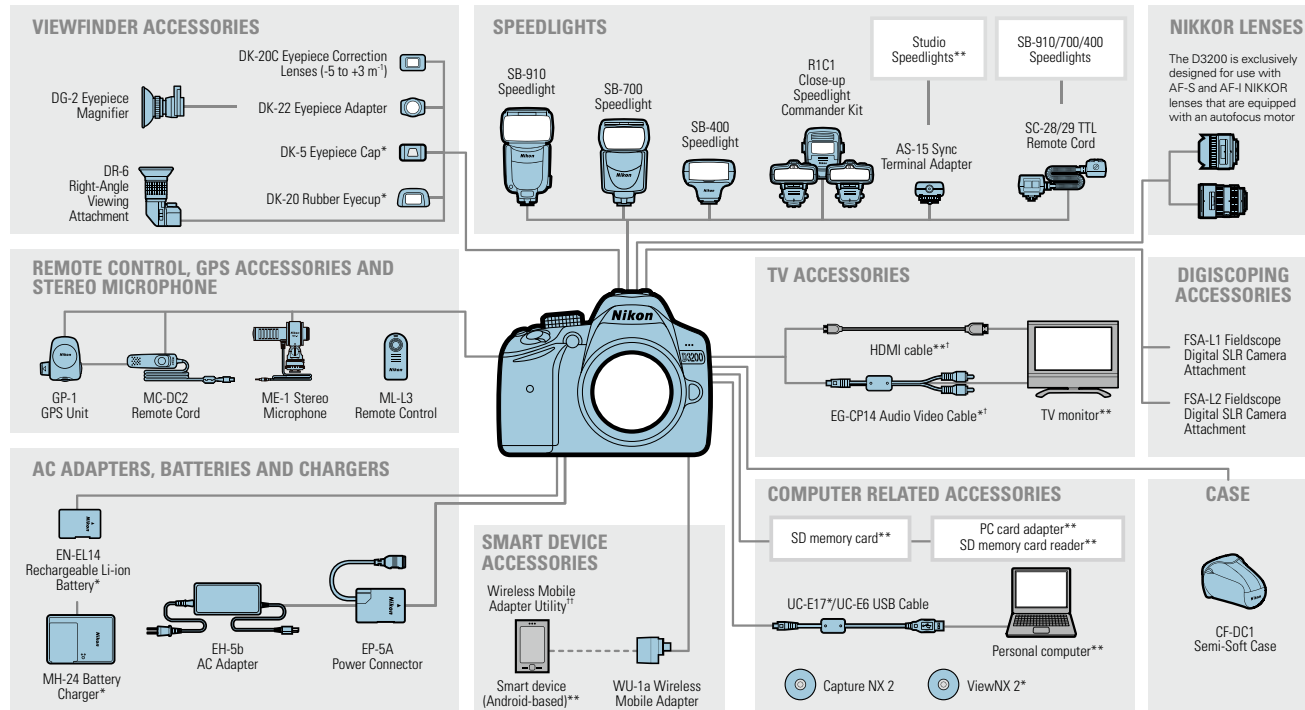
- | | | |
|--|--|--|
| 1 Mode dial | 12 Flash mode button/Flash compensation button | 22 Information edit button |
| 2 Movie-record button | 13 Microphone | 23 Monitor |
| 3 Information button | 14 Function button | 24 Viewfinder eyepiece |
| 4 Exposure compensation button/Adjusting aperture button/Flash compensation button | 15 Connector cover (Connector for external microphone, USB and A/V connector, HDMI mini-pin connector, Accessory terminal) | 25 Diopter adjustment control |
| 5 Shutter-release button | 16 Lens release button | 26 AE-L/AF-L button/Protect button |
| 6 Power switch | 17 Infrared receiver (rear) | 27 Command dial |
| 7 Infrared receiver (front) | 18 Playback button | 28 Live view button |
| 8 AF-assist illuminator/Self-timer lamp/Red-eye reduction lamp | 19 Menu button | 29 Multi selector |
| 9 Accessory shoe (for optional flash units) | 20 Playback zoom in button | 30 Memory card slot cover |
| 10 Built-in flash | 21 Playback zoom out button/Thumbnail button/Help button | 31 OK button |
| 11 Speaker | | 32 Release mode button/Self-timer button/Remote control button |
| | | 33 Memory card access lamp |
| | | 34 Delete button |

Nikon Speedlights — simply brilliant

The D3200 comes equipped with a convenient built-in pop-up flash, but with optional Speedlights, inspired flash photography becomes even easier and more creative. The compact and lightweight SB-400 delivers intelligent through-the-lens (i-TTL) flash control and bounce flash capability for a more natural lighting effect without strong shadows. The multifunctional SB-700 offers the exciting potential of wireless multiple-flash operation via the Nikon Creative Lighting System.



System chart



† When a movie with sound recorded in stereo using an optional ME-1 Stereo Microphone is viewed on a television connected to the camera via an audio video cable, the audio output is monaural. HDMI connections support stereo output.
 †† Can be downloaded from the Google Play Store (free).

*Supplied accessories **Non-Nikon products

Memory card capacity

The following table shows the approximate number of pictures that can be stored on a 8 GB SanDisk Extreme Pro SDHC UHS-I card at different image quality and size settings. Note that buffer capacity drops at ISO sensitivity of 1600 or higher.

| Image quality | Image size | File size ¹ | No. of images ¹ | Buffer capacity ² |
|----------------------------------|------------|------------------------|----------------------------|------------------------------|
| NEF (RAW)+JPEG fine ³ | Large | 31.9 MB | 171 | 10 |
| | Small | 20.4 MB | 259 | 18 |
| NEF (RAW) | Large | 11.9 MB | 509 | 80 |
| | Medium | 7.4 MB | 853 | 100 |
| | Small | 3.8 MB | 1600 | 100 |
| JPEG fine | Large | 6.2 MB | 1000 | 100 |
| | Medium | 3.7 MB | 1600 | 100 |
| | Small | 1.9 MB | 3200 | 100 |
| JPEG normal | Large | 3.0 MB | 1900 | 100 |
| | Medium | 1.9 MB | 3200 | 100 |
| | Small | 1.0 MB | 6300 | 100 |

- 1 All figures are approximate. Results will vary with card type, camera settings, and scene recorded.
- 2 Maximum number of exposures that can be stored in memory buffer at ISO 100. Drops when noise reduction or auto distortion control is on.
- 3 Image size applies to JPEG images only. Size of NEF (RAW) images can not be changed. File size is the total for NEF (RAW) and JPEG images.

Approved memory cards

The following SD memory cards have been tested and approved for use in the D3200. Cards with class 6 or faster write speeds are recommended for movie recording. Recording may end unexpectedly when cards with slower write speeds are used.

| | SD memory cards | SDHC memory cards ² | SDXC memory cards ³ |
|---------------|-------------------|--|---|
| SanDisk | 2 GB ¹ | 4 GB, 8 GB, 16 GB, 32 GB | 64 GB |
| Toshiba | 2 GB ¹ | 4 GB, 8 GB, 16 GB, 32 GB | 64 GB |
| Panasonic | 2 GB ¹ | 4 GB, 6 GB, 8 GB, 12 GB, 16 GB, 24 GB, 32 GB | 48 GB, 64 GB |
| | | — | — |
| Lexar Media | 2 GB ¹ | 4 GB, 8 GB, 16 GB, 32 GB | — |
| | Platinum II | 2 GB ¹ | 4 GB, 8 GB, 16 GB, 32 GB |
| | Professional | 2 GB ¹ | 4 GB, 8 GB, 16 GB, 32 GB, 64 GB, 128 GB |
| Full-HD Video | — | 4 GB, 8 GB, 16 GB | — |

- 1 Check that any card readers or other devices with which the card will be used support 2 GB cards.
- 2 Check that any card readers or other devices with which the card will be used are SDHC-compliant. The camera supports UHS-I.
- 3 Check that any card readers or other devices with which the card will be used are SDXC-compliant. The camera supports UHS-I.

Note: Other cards have not been tested. For more details on the above cards, please contact the manufacturer.



Nikon Digital SLR Camera D3200 Specifications

| | |
|-------------------------|--|
| Type | |
| Type | Single-lens reflex digital camera |
| Lens mount | Nikon F mount (with AF contacts) |
| Effective angle of view | Approx. 1.5× lens focal length (35 mm format equivalent); Nikon DX format |
| Effective pixels | |
| Effective pixels | 24.2 million |
| Image sensor | |
| Image sensor | 23.2 × 15.4 mm CMOS sensor |
| Total pixels | 24.7 million |
| Dust-reduction System | Image Sensor Cleaning Image Dust Off reference data (optional Capture NX 2 software required) |
| Storage | |
| Image size (pixels) | 6,016 × 4,000 (L), 4,512 × 3,000 (M), 3,008 × 2,000 (S) |
| File format | • NEF (RAW): 12 bit, compressed • JPEG: JPEG-Baseline compliant with fine (approx. 1:4), normal (approx. 1:8) or basic (approx. 1:16) compression • NEF (RAW) + JPEG: Single photograph recorded in both NEF (RAW) and JPEG formats |
| Picture Control System | Standard, Neutral, Vivid, Monochrome, Portrait, Landscape; selected Picture Control can be modified |
| Media | SD (Secure Digital) and UHS-I compliant SDHC and SDXC memory cards |
| File system | DCF (Design Rule for Camera File System) 2.0, DPOF (Digital Print Order Format), Exif (Exchangeable Image File Format for Digital Still Cameras) 2.3, PicBridge |
| Viewfinder | |
| Viewfinder | Eye-level pentamirror single-lens reflex viewfinder |
| Frame coverage | Approx. 95% horizontal and 95% vertical |
| Magnification | Approx. 0.8× (50mm f/1.4 lens at infinity; -1.0 m ⁻¹) |
| Eye point | 18 mm (-1.0 m ⁻¹ ; from center surface of viewfinder eyepiece lens) |
| Diopter adjustment | -1.7 to +0.5 m ⁻¹ |
| Focusing screen | Type B BriteView Clear Matte Mark VII screen |
| Reflex mirror | Quick return |
| Lens aperture | Instant return, electronically controlled |
| Lens | |
| Compatible lenses | Autofocus is available with AF-S and AF-I lenses; Autofocus is not available with other type G and D lenses, AF lenses (IX-NIKKOR and lenses for the F3AF are not supported) and AI-P lenses; Non-CPU lenses can be used in mode M but the camera exposure meter will not function The electronic rangefinder can be used with lenses that have a maximum aperture of f/5.6 or faster |
| Shutter | |
| Type | Electronically-controlled vertical-travel focal-plane shutter |
| Speed | 1/4,000 to 30 s in steps of 1/3 EV; Bulb; Time (requires optional ML-L3 Remote Control) |
| Flash sync speed | X=1/200 s; synchronizes with shutter at 1/200 s or slower |
| Release | |
| Release mode | [S] (single frame), [C] (continuous), [S] (self-timer), [2s] (delayed remote), [B] (quick-response remote), [Q] (quiet shutter release) |
| Frame advance rate | Up to 4 fps (manual focus, mode M or S, shutter speed 1/250 s or faster, and other settings at default values) |
| Self-timer | 2 s, 5 s, 10 s, 20 s; 1 to 9 exposures |
| Exposure | |
| Metering | TTL exposure metering using 420-pixel RGB sensor |
| Metering method | • Matrix metering: 3D color matrix metering II (type G and D lenses); color matrix metering II (other CPU lenses) • Center-weighted metering: Weight of 75% given to 8-mm circle in center of frame • Spot metering: Meters 3.5-mm circle (about 2.5% of frame) centered on selected focus point |

| | |
|---|--|
| Range (ISO 100, f/4 lens, 68°F/20°C) • Matrix or center-weighted metering: 0 to 20 EV • Spot metering: 2 to 20 EV | |
| Exposure meter coupling | CPU |
| Mode | Auto modes (☺ auto, ☺ auto [flash off]); scene modes (☺ portrait; ☺ landscape; ☺ child; ☺ sports; ☺ close up; ☺ night portrait); programmed auto with flexible program (P); shutter-priority auto (S); aperture-priority auto (A); manual (M) |
| Exposure compensation | -5 to +5 EV in increments of 1/3 EV |
| Exposure lock | Luminosity locked at detected value with [L] (☺) button |
| ISO sensitivity | ISO 100 to 6400 in steps of 1 EV; can also be set to approx. 1 EV above (Recommended Exposure Index) |
| Active D-Lighting | On, off |
| Focus | |
| Autofocus | Nikon Multi-CAM 1000 autofocus sensor module with TTL phase detection, 11 focus points (including one cross-type sensor) and AF-assist illuminator (range approx. 1 ft 8 in. to 9 ft 10 in./0.5 to 3 m) |
| Detection range | -1 to +19 EV (ISO 100, 68°F/20°C) |
| Lens servo | • Autofocus (AF): Single-servo AF (AF-S); continuous-servo AF (AF-C); auto AF-S/AF-C selection (AF-A); predictive focus tracking activated automatically according to subject status • Manual focus (MF): Electronic rangefinder can be used |
| Focus point | Can be selected from 11 focus points |
| AF-area mode | Single-point AF, dynamic-area AF, auto-area AF, 3D-tracking (11 points) |
| Focus lock | Focus can be locked by pressing shutter-release button halfway (single-servo AF) or by pressing [L] (☺) button |
| Flash | |
| Built-in flash | ☺, ☺, ☺, ☺, ☺: Auto flash with auto pop-up P, S, A, M: Manual pop-up with button release |
| Guide number | Approx. 39/12, 43/13 with manual flash (ft/m, ISO 100, 68°F/20°C) |
| Flash control | • TTL: i-TTL flash control using 420-pixel RGB sensor is available with built-in flash and SB-910, SB-900, SB-800, SB-700, SB-600 or SB-400; i-TTL balanced fill-flash for digital SLR is used with matrix and center-weighted metering, standard i-TTL flash for digital SLR with spot metering |
| Flash mode | Auto, auto with red-eye reduction, auto slow sync, auto slow sync with red-eye reduction, fill-flash, red-eye reduction, slow sync, slow sync with red-eye reduction, rear-curtain with slow sync, rear-curtain sync, off |
| Flash compensation | -3 to +1 EV in increments of 1/3 EV |
| Flash-ready indicator | Lights when built-in flash or optional flash unit is fully charged; flashes after flash is fired at full output |
| Accessory shoe | ISO 518 hot-shoe with sync and data contacts and safety lock |
| Nikon Creative Lighting System (CLS) | Advanced Wireless Lighting supported with SB-910, SB-900, SB-800 or SB-700 as a master flash and SB-600 or SB-R200 as remotes, or SU-800 as commander; Flash Color Information Communication supported with all CLS-compatible flash units |
| Sync terminal | AS-15 Sync Terminal Adapter (available separately) |
| White balance | |
| White balance | Auto, incandescent, fluorescent (7 types), direct sunlight, flash, cloudy, shade, preset manual, all except preset manual with fine-tuning |
| Live view | |
| Lens servo | • Autofocus (AF): Single-servo AF (AF-S); full-time-servo AF (AF-F) • Manual focus (MF) |
| AF-area mode | Face-priority AF, wide-area AF, normal-area AF, subject-tracking AF |
| Autofocus | Contrast-detect AF anywhere in frame (camera selects focus point automatically when face-priority AF or subject-tracking AF is selected) |
| Automatic scene selection | Available in [S] and [A] modes |
| Movie | |
| Metering | TTL exposure metering using main image sensor |
| Metering method | Matrix |

| | |
|--|---|
| Frame size (pixels) and frame rate | • 1,920 × 1,080, 30p (progressive)/25p/24p, ★ high/normal • 1,280 × 720, 60p/50p, ★ high/normal • 640 × 424, 30p/25p, ★ high/normal Frame rates of 30p (actual frame rate 29.97 fps) and 60p (actual frame rate 59.94 fps) are available when NTSC is selected for video mode; 25p and 50p are available when PAL is selected for video mode; Actual frame rate when 24p is selected is 23.976 fps |
| File format | MOV |
| Video compression | H.264/MPEG-4 Advanced Video Coding |
| Audio recording format | Linear PCM |
| Audio recording device | Built-in monoaural or external stereo microphone; sensitivity adjustable |
| ISO sensitivity | ISO 200 to 6400; can also be set to approx. 1 EV above ISO 6400 (ISO 12800 equivalent) |
| Monitor | |
| Monitor | 3-in./7.5-cm, approx. 921k-dot (VGA) TFT LCD with 160° viewing angle, approx. 100% frame coverage, and brightness adjustment |
| Playback | |
| Playback | Full-frame and thumbnail (4, 9 or 72 images or calendar) playback with playback zoom, movie playback, photo and/or movie slide shows, histogram display, highlights, auto image rotation and image comment (up to 36 characters) |
| Interface | |
| USB | Hi-Speed USB |
| Video output | NTSC, PAL |
| HDMI output | Type C mini-pin HDMI connector |
| Accessory terminal | MC-DC2 Remote Cord (available separately), GP-1 GPS Unit (available separately) |
| Audio input | Stereo mini-pin jack (3.5-mm diameter) |
| Supported languages | |
| Supported languages | Arabic, Chinese (Simplified and Traditional), Czech, Danish, Dutch, English, Finnish, French, German, Greek, Hindi, Hungarian, Indonesian, Italian, Japanese, Korean, Norwegian, Polish, Portuguese (Portugal and Brazil), Romanian, Russian, Spanish, Swedish, Thai, Turkish, Ukrainian |
| Power source | |
| Battery | One EN-EL14 Rechargeable Li-ion Battery |
| AC adapter | EH-5b AC Adapter; requires EP-5A Power Connector (available separately) |
| Tripod socket | |
| Tripod socket | 1/4 in. (ISO 1222) |
| Dimensions/weight | |
| Dimensions (W × H × D) | Approx. 5.0 × 3.8 × 3.1 in./125 × 96 × 76.5 mm |
| Weight | Approx. 1 lb 1.8 oz/505 g (with battery and memory card but without body cap); approx. 1 lb/455 g (camera body only) |
| Operating environment | |
| Temperature | 32 to 104°F/0 to 40°C |
| Humidity | Less than 85% (no condensation) |
| Accessories | |
| Supplied accessories (may differ by country or area) | EN-EL14 Rechargeable Li-ion Battery, MH-24 Battery Charger, DK-5 Eyepiece Cap, DK-20 Rubber Eyecup, UC-E17 USB Cable, EG-CP14 Audio Video Cable, AN-DC3 Camera Strap, BF-1B Body Cap, BS-1 Accessory Shoe Cover, ViewNX 2 CD-ROM |
| • Microsoft and Windows, Windows 7 are either registered trademarks or trademarks of Microsoft Corporation in the United States and/or other countries. • Macintosh and QuickTime are registered trademarks or trademarks of Apple Inc. in the United States and/or other countries. • The SD, SDHC and SDXC logos are trademarks of the SD Card Association. • PicBridge is a trademark. • HDMI, the HDMI logo and High-Definition Multimedia Interface are trademarks or registered trademarks of HDMI Licensing, LLC. • Products and brand names are trademarks or registered trademarks of their respective companies. • Images in viewfinders, on LCDs and monitors shown in this brochure are simulated. | |

Specifications and equipment are subject to change without any notice or obligation on the part of the manufacturer. April 2012

©2012 Nikon Corporation Nikon symbol is a registered trademark of Nikon Corporation in Japan and the USA.

WARNING

TO ENSURE CORRECT USAGE, READ MANUALS CAREFULLY BEFORE USING YOUR EQUIPMENT. SOME DOCUMENTATION IS SUPPLIED ON CD-ROM ONLY.



Nikon Canada Inc. 1366 Aerowood Drive, Mississauga, Ontario, L4W 1C1, Canada www.nikon.ca
Nikon Inc. 1300 Walt Whitman Road, Melville, N.Y. 11747-3064, U.S.A. www.nikonusa.com