

■ Nikon Digital SLR Camera D700 Specifications ■

Type				
Type	Single-lens reflex digital camera			
Lens Mount	Nikon F bayonet mount with AF coupling and AF contacts			
Picture Angle	Equivalent to angle produced by lens focal length (1.5 times when DX format is selected)			
Effective Pixels				
Effective Pixels	12.1 million			
Image Sensor				
Image Sensor	CMOS sensor, 36.0 x 23.9 mm; Nikon FX format			
Total Pixels	12.87 million			
Dust-Reduction System	Image sensor self-cleaning function, Image Dust Off reference data acquisition (Capture NX 2 required)			
Storage				
Image Size (pixels)	Image area	L	M	S
	FX format (36 x 24)	4,256 x 2,832	3,184 x 2,120	2,128 x 1,416
	DX format (24 x 16)	2,784 x 1,848	2,080 x 1,384	1,392 x 920
File Format	1) NEF (RAW): 12 or 14 bit, lossless compressed, compressed, or uncompressed 2) TIFF (RGB) 3) JPEG: JPEG-Baseline compliant with fine (approx. 1.4), normal (approx. 1.8), or basic (approx. 1.16) compression (Size priority); [Optimal quality] compression available 4) NEF (RAW) + JPEG: Single photograph recorded in both NEF (RAW) and JPEG formats			
Picture Control System	Four setting options: Standard, Neutral, Vivid, Monochrome; each option can be adjusted			
Storage Media	CompactFlash [Type I, compliant with UDMA]			
File System	Compliant with DCF 2.0, DPOF, Exif 2.21, Pictbridge			
Viewfinder				
Viewfinder	SLR-type with fixed eye-level pentaprism			
Diopter Adjustment	-3 to +1 m ⁻¹			
Eye point	18 mm (-1.0 m ⁻¹)			
Focusing Screen	Type B BriteView Clear Matte VI screen with superimposed AF points and framing grid lines			
Frame Coverage	Approx. 95% (vertical/horizontal)			
Magnification	Approx. 0.72x (50mm f/1.4 lens at infinity; -1.0 m ⁻¹)			
Reflex Mirror	Quick-return type			
Depth-of-field Preview	When CPU lens is attached, lens aperture can be stopped down to value selected by user (A and M modes) or value selected by camera (P and S modes)			
Lens Aperture	Instant-return type, with depth-of-field preview button			

Lens	
Compatible Lenses	Refer to page 22.

Shutter	
Type	Electronically controlled vertical-travel focal-plane shutter
Speed	1/8,000 to 30 s in steps of 1/3, 1/2 or 1 EV; Bulb; X250
Flash Sync Speed	X = 1/250 s; synchronizes with shutter at 1/320 s or slower (flash range drops at speeds between 1/250 and 1/320 s)

Release	
Release Modes	1) Single-frame [S] mode, 2) Continuous Low-speed [CL] mode, 3) Continuous High-speed [CH] mode, 4) Live View [LV] mode, 5) Self-timer [mark] mode, 6) Mirror-up [Mup] mode
Continuous Shooting Speed	With Rechargeable Li-ion Battery EN-EL3e: 1-5 frames per second in [CL] mode, 5 fps in [CH] mode With Multi-Power Battery Pack MB-D10 with batteries other than Rechargeable Li-ion Battery EN-EL3e or AC Adapter EH-5a/EH-5: 1-7 frames per second in [CL] mode, 8 fps in [CH] mode
Self-timer	Electronically controlled timer with duration of 2, 5, 10 or 20 s

Exposure	
Metering	TTL full-aperture exposure metering using 1,005-pixel RGB sensor
Metering System	1) 3D Color Matrix Metering II (type G and D lenses); Color Matrix Metering II (other CPU lenses); Color Matrix Metering (non-CPU lenses if user provides lens data) 2) Center-Weighted: Weight of 75% given to 8-, 12-, 15- or 20-mm circle in center of frame, or weighting based on average of entire frame 3) Spot: Meters 4-mm circle (about 1.5% of frame) centered on selected focus point (on center focus point when non-CPU lens is used)
Metering Range	1) 0 to 20 EV (Matrix or Center-Weighted Metering), 2) 2 to 20 EV (Spot Metering) (ISO 100 equivalent, f/1.4 lens, at 68°F/20°C)
Exposure Meter Coupling	Combined CPU and AI
Exposure Modes	1) Programmed Auto (P) with flexible program, 2) Shutter-Priority Auto (S), 3) Aperture-Priority Auto (A), 4) Manual (M)
Exposure Compensation	±5 EV in increments of 1/3, 1/2 or 1 EV
Exposure Lock	Exposure locked at detected value with AE-L/AF-L button
Exposure Bracketing	Exposure and/or flash bracketing [2 to 9 exposures in increments of 1/3, 1/2, 2/3 or 1 EV]
Sensitivity	ISO 200 to 6400 in steps of 1/3, 1/2, or 1 EV; can be set to approx. 0.3, 0.5, 0.7, or 1 (ISO 100 equivalent) EV below ISO 200, or to approx. 0.3, 0.5, 0.7, 1 (ISO 12800 equivalent), or 2 (ISO 25600 equivalent) EV over ISO 6400
Active D-Lighting	Can be selected from [Auto], [High], [Normal], or [Low]

• CompactFlash and Extreme are registered trademarks of SanDisk Corporation. • HDMI, the HDMI logo and High-Definition Multimedia Interface are trademarks or registered trademarks of HDMI Licensing LLC. • Products and brand names are trademarks or registered trademarks of their respective companies. • Images in viewfinders, on LCDs and monitors shown in this brochure are simulated.

Focus	
Autofocus	TTL phase-detection AF, 51 focus points (15 cross-sensors) by Nikon Multi-CAM 3500FX autofocus module; Detection: -1 to +19 EV (ISO 100 at 68°F/20°C); AF fine tuning possible; AF-assist illuminator (range approx. 1.6-9.8 ft./0.5-3 m)
Lens Servo	1) Autofocus: Single-servo AF (S); Continuous-servo AF (C); Focus Tracking automatically activated according to subject status, 2) Manual focus (M) with electronic rangefinder
Focus Point	Single AF point can be selected from 51 or 11 focus points
AF-Area Mode	1) Single-point AF, 2) Dynamic-area AF [number of AF points: 9, 21, 51, 51 (3D-Tracking)], 3) Auto-area AF
Focus Lock	Focus can be locked by pressing AE-L/AF-L button or by pressing shutter-release button halfway (Single-point AF in AF-S)

Flash	
Built-in Flash	Manual pop-up type; guide number of 56/17 (ISO 200, ft./m, 68°F/20°C) or 39/12 (ISO 100, ft./m, 68°F/20°C)
Flash Control	1) TTL flash control with 1,005-pixel RGB sensor; i-TTL balanced fill-flash and standard i-TTL fill-flash available with SB-900, 800, 600 or 400 2) Auto aperture (AA): Available with SB-900, 800 and CPU lens 3) Non-TTL auto (A): Available with SB-900, 800, 28, 27 or 22s 4) Distance-priority manual (GN): Available with SB-900, 800
Flash Sync Modes	1) Front-curtain sync (normal), 2) Slow sync, 3) Rear-curtain sync, 4) Red-eye reduction, 5) Red-eye reduction with slow sync
Flash Compensation	-3 to +1 EV in increments of 1/3, 1/2 or 1 EV
Flash-ready Indicator	Lights when Speedlight such as SB-900, SB-800, SB-600, SB-400, SB-80DX, SB-28DX, or SB-50DX is fully charged; blinks after flash is fired at full output
Accessory Shoe	Standard ISO 518 hot-shoe contact with safety lock
Sync Terminal	ISO 519 standard terminal
Nikon Creative Lighting System	With Speedlights such as SB-900, SB-800, SB-600, SB-R200, SU-800 (commander only), supports Advanced Wireless Lighting, Auto FP High-Speed Sync, Flash Color Information Communication, modeling flash and FV lock; built-in flash can be used as a commander

White Balance	
White Balance	• Auto (TTL white balance with main image sensor and 1,005-pixel RGB sensor); • Seven manual modes can be preset with fine-tuning; color temperature setting; white balance bracketing: 2 to 9 exposures in increments of 1, 2 or 3

Live View	
Modes	Hand-held mode: TTL phase-detection AF with 51 focus areas (15 cross-type sensors) Tripod mode: Contrast-detect AF on a desired point within a specific area

Monitor	
LCD Monitor	3-in., approx. 920,000-dot (VGA), 170-degree wide-viewing-angle, 100% frame coverage, low-temperature polysilicon TFT LCD with brightness adjustment

Playback	
Playback Function	Full-frame and thumbnail (4 or 9 images) playback with playback zoom, slide show, histogram display, highlight display, auto image rotation, and image comment (up to 36 characters)

Interface	
USB	Hi-Speed USB
Video Output	NTSC or PAL; simultaneous playback from both the video output and on the LCD monitor available
HDMI Output	Supports HDMI version 1.3a; Type C mini connector is provided; simultaneous playback from both the HDMI output terminal and on the LCD monitor not available
Ten-pin Terminal	1) GPS: NMEA 0183 (Ver. 2.01 and 3.01) interface standard supported with 9-pin D-sub cable and GPS Cable MC-35 (optional) 2) Remote control: via Ten-pin terminal

Supported Languages	
Supported Languages	Chinese (Simplified and Traditional), Dutch, English, Finnish, French, German, Italian, Japanese, Korean, Polish, Portuguese, Russian, Spanish, Swedish

Power Source	
Battery	One Rechargeable Li-ion Battery EN-EL3e
Battery Pack	Multi-Power Battery Pack MB-D10 (optional) with one Rechargeable Li-ion Battery EN-EL4a/EN-EL4 (battery chamber cover BL-3 required) or EN-EL3e, or eight R6/AA-size alkaline (LR6), Ni-MH (HR6), lithium (FR6) batteries, or nickel-manganese (ZR6) batteries
AC Adapter	AC Adapter EH-5a/EH-5 (optional)

Tripod Socket	
Tripod Socket	1/4 in. (ISO 1222)

Dimensions/Weight	
Dimensions (W x H x D)	Approx. 5.8 x 4.8 x 3.0 in./147 x 123 x 77 mm
Weight	Approx. 2.19 lb./995 g without battery, memory card, body cap or LCD monitor cover

Operating Environment	
Temperature	32-104°F/0-40°C
Humidity	Under 85% (no condensation)

Accessories	
Supplied Accessories*	Rechargeable Li-ion Battery EN-EL3e, Quick Charger MH-18a, USB Cable UC-E4, Video Cable EG-D100, Camera Strap AN-D700, Body Cap BF-1A, Accessory Shoe Cover BS-1, LCD Monitor Cover BM-9, Software Suite CD-ROM *Supplied accessories may differ depending on country or area
Main Optional Accessories	Wireless Transmitter WT-4A, Magnifying Eyepiece DK-17M, AC Adapter EH-5a, Capture NX 2 Software, Camera Control Pro 2 Software, Image Authentication Software



D700™

At the heart of the image™



Specifications and equipment are subject to change without any notice or obligation on the part of the manufacturer. July 2008
© 2008 Nikon Corporation Nikon symbol is a registered trademark of Nikon Corporation in Japan and the USA.

WARNING	TO ENSURE CORRECT USAGE, READ MANUALS CAREFULLY BEFORE USING YOUR EQUIPMENT. SOME DOCUMENTATION IS SUPPLIED ON CD-ROM ONLY.
----------------	--



Nikon Canada Inc. 1366 Aerowood Drive, Mississauga, Ontario, Canada L4W 1C1 www.nikon.ca
Nikon Inc. 1300 Walt Whitman Road, Melville, N.Y. 11747-3064, U.S.A. www.nikonusa.com

Exceptional Performance. Agile Design.

The first Nikon FX-format camera, the D3, produced a quantum leap in digital photography that forever changed the way professionals are able to work. Now, with the launch of the second Nikon FX-format camera — the Nikon D700 — you can achieve, in a smaller, lighter design, many of those same extraordinary imaging feats that made the Nikon D3 an immediate legend. Like the D3, the D700 transcends the expectations of the world's leading photographers, in an agile body developed from the award-winning DX-format D300. In soft, subtle lighting, it captures seductively smooth tones with astonishingly rendered detail — easily. In low-lit situations, it delivers virtually noise-free images for impeccable results at up to ISO 6400 — easily. And if you're faced with constantly changing lighting conditions, the D700 handles these complex exposure changes with ISO sensitivity auto control — easily. When your day is long and demanding and you need to travel light, you'll appreciate this camera's portability, responsiveness and finely balanced handling. And when you need more speed to capture a crucial moment, the D700 delivers with the option of a multi-power battery pack that gives you up to 8 frames per second*, continuous shooting. Whether your subject's fast, slow or still, you'll capture it with tack-sharp precision using Nikon's exclusive 51-point AF system — easily. Every aspect of the D700 has been carefully engineered, to provide you with the freedom to work efficiently and with the utmost sensitivity, as a natural extension of your personal vision. The D700 achieves a remarkable distillation of the finest imaging performance digital photography can offer.

*With EN-EL4/4a and AA-size batteries





Move beyond difficult lighting conditions

• Lens: AF-S NIKKOR 24-70mm f/2.8G ED • Exposure: [A] mode, 1/13 second, f/8 • White balance: Auto • Sensitivity: ISO 3200 • Picture Control: Standard
©Cherie Steinberg Cote

Nikon FX format and renowned NIKKOR lenses: Made for each other




• Lens: AF-S NIKKOR 14-24mm f/2.8G ED • Exposure: [A] mode, 1/800 second, f/11 • White balance: Auto • Sensitivity: ISO 400 • Picture Control: Standard

©Cherie Steinberg Cote

Your foundation for exceptional images: The 12.1-megapixel Nikon FX-format CMOS sensor

Incorporating the same Nikon-original FX-format CMOS imaging sensor developed for the groundbreaking D3, the new Nikon D700 delivers immaculately clean images. Indeed, the combination of the overall precision and light-handling efficiency of this sensor with the legendary performance of NIKKOR interchangeable lenses is integral to the outstanding picture quality shared by these two extraordinary cameras. Nikon engineers understand the importance of transforming light into electrical signals as early in the process as possible, so they conducted a vast number of trials to construct a sophisticated imaging sensor design featuring nanometric precision and absolute minimum loss. This is one of the key reasons that images produced by the D700 don't simply rival the resolution and tonal nuances of film — it's a standard that the D700 clearly exceeds. The large Nikon FX format and 12.1-megapixel resolution are major factors supporting

this incomparable image quality. Each pixel has ample space to preserve details — even in shadows and highlights — that lesser cameras find impossible. With this level of quality, you can expect image integrity that goes far beyond *the numbers*.



• Lens: AF-S NIKKOR 14-24mm f/2.8G ED • Exposure: [M] mode, 1/4 second, f/11 • White balance: Auto • Sensitivity: ISO 200 • Picture Control: Vivid

©Jim Reed

The NIKKOR lens advantage

The praise heaped upon NIKKOR interchangeable lenses has been earned legitimately. So prepare yourself for images that exhibit extraordinary sharpness, color, saturation and contrast — from a comprehensive selection of outstanding zoom, super wideangle, wideangle, normal, telephoto and super telephoto NIKKOR lenses. The Nikon FX format enables photographers to once again take advantage of the familiar perspective characteristics of 35mm film photography. And Nikon has painstakingly adapted the specific characteristics of a wide range of NIKKORs, both old and new, to the D700's Nikon FX-format sensor for superb results.



The D700 enables you to use a broad spectrum of NIKKOR lenses while retaining the lens' native angle of view. In crop mode, you can broaden the D700's versatility through the use of DX NIKKORs. And up to nine manual focus NIKKORs can be registered to provide even more D700 system compatibility.

Lateral chromatic aberration reduction

©Cherie Steinberg Cote




Lateral chromatic aberration reduction

Color fringes, also known as chromatic aberration, are generated because varying wavelengths of light result in slightly different magnifications. To overcome this unwanted effect, the D700 incorporates Nikon's exclusive lateral chromatic aberration reduction function. Unlike conventional correction methods that merely eliminate the colors of chromatic aberration, Nikon's method compensates for the differences in the resolving index for each color, making it particularly effective for reducing the image distortion at the edges of a frame in addition to improving image quality throughout the entire frame. Moreover, because aberration is corrected regardless of lens type, this feature delivers sharper images whichever NIKKOR you use.

Integrated Dust Reduction System

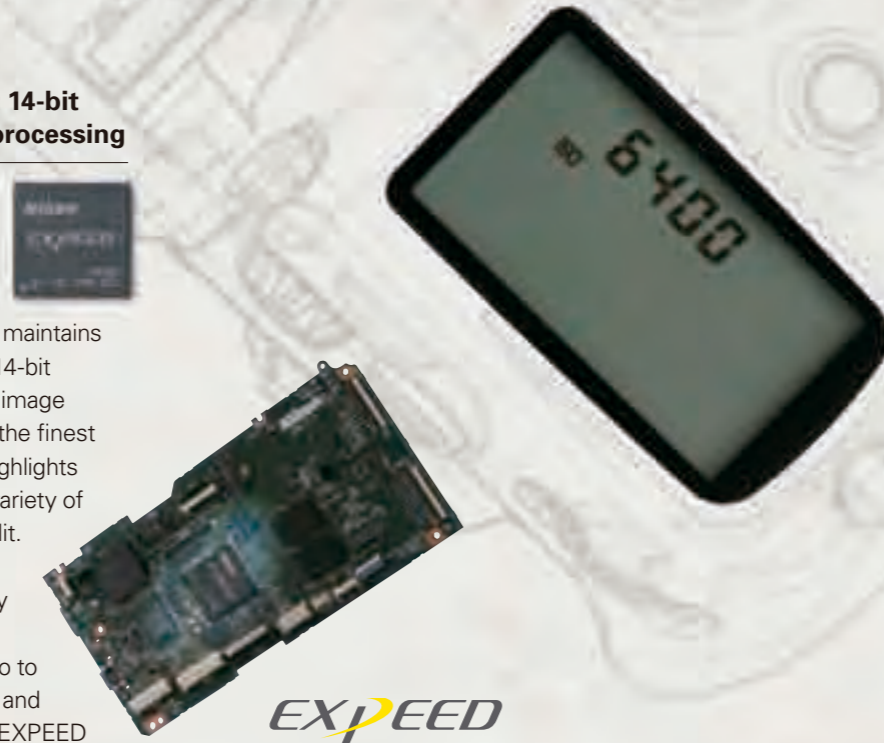
Nikon meticulously developed this system, analyzing the characteristics of a myriad of image-degrading particulates so as to fully evaluate performance and reliability in a wide range of temperatures and humidity levels. One key component of the system is the Image Sensor Cleaning function, which employs piezoelectric elements to generate vibrations at four specific frequencies to optimize dust removal. Image Sensor Cleaning can be set for automatic activation when the camera is turned on and off, or at any time the photographer feels it's necessary.



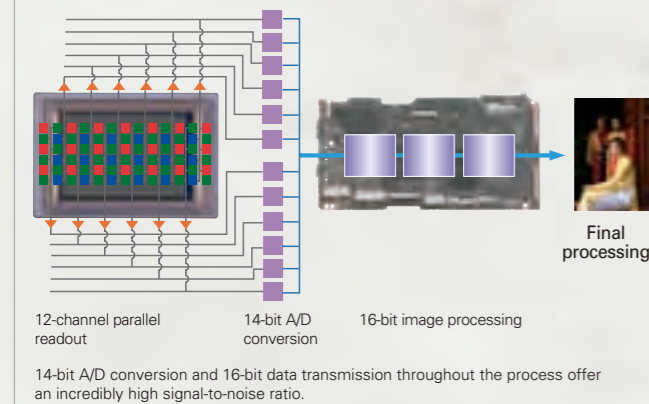
Low noise high ISO delivers faster shutter speeds, smaller apertures for sharper, cleaner images

Rich tonal gradation, wide dynamic range: 14-bit A/D conversion followed by 16-bit image processing

Another key to the D700's outstanding image quality is Nikon's powerful, state-of-the-art EXPEED image-processing, a technology it shares with the D3. Rich data captured with the Nikon FX-format 12.1-megapixel CMOS sensor maintains an extremely high signal-to-noise ratio throughout 14-bit A/D conversion and the numerous stages of 16-bit image processing. This ensures smooth tonal gradations, the finest shadow details and continuous transition even in highlights — delivering unparalleled results in an astounding variety of lighting situations, be they well-lit, backlit or poorly lit. Colors remain well-saturated and accurate even in transition, contributing to image depth that is simply not possible with lesser cameras. This technology applies not only to Nikon's NEF (RAW) files, but also to JPEG files, which often require no post-processing and are ready for immediate printing. Nikon's exclusive EXPEED technologies process rich data at phenomenal speeds. And unlike many digital cameras, everything is handled by a single engine, conserving significant battery power. This, combined with the large buffer memory, gives you greater breadth in crucial situations, including extended shoots of fast-moving subjects, such as sports or wildlife.



14-bit A/D conversion and 16-bit image-processing pipeline



Clean files from ISO 200 through 6400

The D700's high signal-to-noise ratio contributes to impeccably clean image files across the broadest span of ISO settings. The D700's standard range extends from ISO 200 to ISO 6400, and whichever setting you select, the D700 delivers outstanding image quality. Now, you can choose high ISO settings without hesitation and be assured of images that exhibit remarkably low noise. And when conditions demand it, you can also go lower to ISO 100 and higher to ISO 12800 or even ISO 25600.

D700's high image quality throughout wide ISO settings



©Cherie Steinberg Cote



• Exposure: [M] mode, 1/50 second, f/4 • White balance: Auto
• Sensitivity: ISO 640 • Picture Control: Standard ©Douglas Menez



• Exposure: [A] mode, 1/30 second, f/2.8 • White balance: Auto
• Sensitivity: ISO 6400 • Picture Control: Standard ©Douglas Menez

Comprehensive strategy to reduce noise

The D700 is designed to reduce noise even before the menu-activated High ISO NR settings are applied. And at higher ISO settings of 2000 and over, with the High ISO NR turned on, it's activated automatically but in a manner designed to give you rich, satisfying, natural saturation a world beyond the synthetic appearance of conventional image processing systems.

Superior results instantly, even in difficult lighting conditions

Access to high ISO settings that deliver superior image files gives you so many more exposure options for shooting exceptional pictures in situations that were formerly beyond your grasp. Poorly lit scenes that used to take time for lighting setup can now be captured immediately. When shooting in more subtle conditions, such as on an overcast day, you won't have to sacrifice aperture settings for the sake of shutter speed. Simply boost the ISO and use a faster shutter speed to achieve superior results. At locations where tripods and monopods are prohibited or are inconvenient to use, you can still obtain superb handheld results. And with NIKKOR VR (Vibration Reduction) lenses, the shot you want is a given. Scenes that you long considered difficult or even impossible are yours for the taking, and capturing them has never been easier.



• Exposure: [A] mode, 1/400 second, f/2.8 • White balance: Auto • Sensitivity: ISO 3200 • Picture Control: Standard ©Cherie Steinberg Cote

Auto ISO setting

For shooting opportunities where you need to deal with constantly changing light, ISO sensitivity auto control can be a major advantage, eliminating the need to sacrifice either aperture or shutter speed. Taking pictures with ISO sensitivity auto control enables you to limit how high you want the camera to allow the ISO to rise while selecting your preference for slowest permitted shutter speed. Now you can go with your instincts in Programmed- or Aperture-priority auto, or simply lock the aperture and shutter speed combination you want in manual mode and let the D700 judge the lighting situation for you, determining the optimum ISO for constant exposure results.

Active D-Lighting

Automatically regulating the dynamic range when the contrast is too great lets you preserve highlights, such as those in the sky or a clear halo around the sun, and shadow details. The D700 employs Nikon's new Active D-Lighting, which works automatically when needed, so you can leave it on, knowing it will activate only when conditions indicate a need.

Freeze the action, perfect your composition

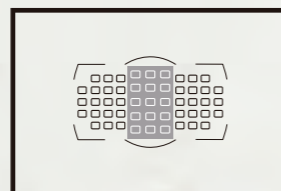


• Lens: AF-S NIKKOR 400mm f/2.8G ED VR • Exposure: [A] mode, 1/1,250 second, f/5 • White balance: Auto • Sensitivity: ISO 320 • Picture Control: Vivid
• Dynamic-area AF mode 51-point 3D-Tracking

©Douglas Menuez

51-point AF system

The strategically positioned 51 AF points of the D700's Multi-CAM 3500FX AF sensor module are identical with those of the D3, and keep your subject in focus, even with quick and/or erratic subject movement, across a wide extent of the frame. The result is tack-sharp images and the opportunity to explore a greater variety of compositions. The highly responsive AF sensor detects your subject in EV as low as -1. The 15 points of the three center rows employ cross-type sensors for extra-powerful detection with any NIKKOR lens of f/5.6 or faster, far exceeding the limitations imposed by similar competing systems, contributing further to the Nikon system's broad range of superior performance and versatility. After all, accurate autofocus while tracking a crucial subject isn't a luxury — it's a necessity.



Wide area coverage with 51 AF points

15 cross-type sensors perform with any AF NIKKOR f/5.6 or faster lens



The MB-D10 is easily attached and detached, and works with EN-EL4/4a*, EN-EL3e, and AA-size batteries.

*Battery holder BL-3 is required.

Versatile AF area modes

The D700's three AF area modes — Single-point AF, Dynamic-area AF, and Auto-area AF — prepare you for any shooting situation. With good light control and a static subject, Single-point AF ensures that the most important element in your composition, such as the eyes in a character portrait, will be sharply focused. With Dynamic-area AF, you can select from several focusing options, utilizing 9, 21 or all 51 points. Just select a single AF point as your priority, and the areas surrounding it serve as backup — a significant advantage when shooting moving subjects. Select the nine-point option when you want to focus on erratically moving subjects with greater accuracy. When dealing with insufficient contrast for fast focus detection, choosing 21 or 51 points makes detection easier. The 51-point option allows for 3D-Tracking which uses color information from the 1,005-pixel RGB sensor to automatically follow moving subjects across the AF points. Yet unlike other Dynamic-area AF systems, you don't have to manually reposition the AF point to continue tracking the subject, which means you can concentrate more on composition. Auto-area AF also uses color information and special face recognition algorithms to automatically focus on an individual's face, extremely helpful for situations when there's simply no time to select a focus point or when using Live View in Hand-held mode at high or low angles.

Speed, response, and power at up to 8 frames per second

With a startup time of 0.12 seconds and shutter release time lag as short as 40 milliseconds (CIPA standard), the compact, lightweight D700 combines speed, response and power to rival the professional Nikon D3. If it's agility you require, use the D700 in its lightest configuration for a remarkable 5 frames per second. For even greater speed, attach the Multi-Power Battery Pack MB-D10 to boost shooting to a rapid-fire 8 frames per second* — ideal for sports or other action photography. With the D700 as is, you can shoot as many as 1,000 frames, while adding the MB-D10 enables you to go for a massive 2,900. The Multi-Power Battery Pack's contours seamlessly meld with the D700, providing a comfortable grip for vertical composition shooting and a reassuring stability when attached to a tripod or a long, heavy lens. The D700 also supports next-generation UDMA technology, giving you an extra boost of recording speed, and enabling you to shoot more consecutive shots — for never-to-be-repeated shooting opportunities.

*With EN-EL4/4a and AA-size batteries



Single-point AF mode

©Douglas Menuez



Dynamic-area AF mode using 9 points

©Douglas Menuez



Dynamic-area AF mode using 21 points

©Douglas Menuez



Auto-area AF

©Douglas Menuez

With the Multi-Power Battery Pack MB-D10 attached, the D700 fires at up to an impressive 8 frames per second. ©Douglas Menuez



Scene Recognition System: A new level of auto control accuracy



• Lens: AF-S VR Zoom-Nikkor 70-200mm f/2.8G ED-IF • Exposure: [A] mode, 1/160 second, f/2.8 • White balance: Auto • Sensitivity: ISO 3200 • Picture Control: Standard ©Douglas Menuez

Scene Recognition System

Nikon's revolutionary Scene Recognition System redefines the scope, accuracy and performance of Digital SLR automatic control. One way it does this is by expanding the potential of the renowned 1,005-pixel RGB sensor far beyond 3D Color Matrix Metering II and i-TTL flash control, applying information from it to autofocus and auto white balance processes as well, thereby introducing a whole new level of accuracy and performance. The key to this revolutionary technology is a unique optical device that enables more precise color information readouts for an unprecedented level of detailed scene information and analysis. This enables the D700 to *know and understand* additional and essential elements within the scene you're about to shoot. Each scene is analyzed milliseconds prior to shutter release, further optimizing autofocus, auto exposure, i-TTL control and white balance — before the image is captured. Think of the Scene Recognition System as an artificial-intelligence assistant, working tirelessly alongside you.



Precise color information for outstanding AF accuracy

The D700's precise color information readouts deliver auto focus subject identification and tracking performance that no other camera maker can imitate. Use any of the Dynamic-area AF modes — 9, 21, or 51 points — and the color information of your main subject guides the D700's AF system to continue tracking your subject, whether it moves toward the camera, away from the camera, or from side to side. Color information is integral to 3D-Tracking, which uses color to constantly follow the subject, switching focus points as needed to allow you to concentrate on ideal composition without worrying about keeping the subject in focus. In Auto-area AF mode, the D700 automatically recognizes people and skin tones, quickly focusing on the most important element — the human face.



Highly sophisticated auto and flash exposure results

Nikon's 3D Color Matrix Metering II has long been praised by discerning professionals for its superior and consistent accuracy. Indeed, it delivers exposure results faithful to what the photographer actually sees in various lighting situations, such as front, side and back lighting. The system analyzes a host of scene conditions — such as brightness, contrast, selected AF area, color, subject-to-camera distance and even the reflective quality of a scene — then compares these elements with an in-camera database containing information from over 30,000 actual shooting situations for incredible exposure precision. Nikon's unique Scene Recognition System's highlight analysis combined with the D700's image processing gives you images that accurately retain their tones as well as fine details in highlights and shadows.



• Lens: AF-S NIKKOR 24-70mm f/2.8G ED • Exposure: [A] mode, 1/60 second, f/8 • White balance: Auto • Sensitivity: ISO 200 • Picture Control: Standard ©Cherie Steinberg Cote

Accurate Auto White Balance, even with a mix of light sources

Auto White Balance works together with Nikon's Scene Recognition System to give you so much more. Milliseconds before shutter release, the D700's 1,005-pixel RGB information assists the camera in calculating the in-depth characteristics of the scene, cross-referencing it with 5,000 actual picture data examples among the over 20,000 images stored in the D700's AWB database. This lets you shoot with confidence, even in tricky conditions such as mercury vapor lighting, orange sodium lighting, and mixed light sources that would easily confuse lesser cameras. With the D700, white stays white, yellow appears as yellow, just the way you see it. The results are astonishing, and immensely satisfying.



Active D-Lighting Off Active D-Lighting On
 • Lens: AF-S NIKKOR 24-70mm f/2.8G ED • Exposure: [A] mode, 1/400 second, f/2.8
 • White balance: Color Temperature (5000K) • Sensitivity: ISO 250
 • Picture Control: Standard ©Douglas Menuez



• Lens: AF-S NIKKOR 24-70mm f/2.8G ED • Exposure: [M] mode, 1/30 second, f/2.8
 • White balance: Auto • Sensitivity: ISO 3200 • Picture Control: Standard ©Douglas Menuez



Color and depth you've only dreamed about

• Lens: AF-S VR Zoom-Nikkor 24-120mm f/3.5-5.6G ED-IF • Exposure: [A] mode, 1/200 second, f/4.2 • White balance: Color Temperature (5000K) • Sensitivity: ISO 640 • Picture Control: Standard
©Douglas Menez

Engineered so nothing gets in your way



Comprehensively sealed against dust and moisture

The D700 goes the extra mile to protect against invasive moisture, dust, and even electromagnetic interference. A meticulous, systematic series of O-rings and other specialized seals, combined with additional Nikon protective engineering, keeps you shooting when lesser cameras fail.




Precision-cast magnesium alloy body

The D700 features rugged, durable and lightweight magnesium alloy for the body, exterior cover, chassis, and mirror box, to protect the advanced technologies within and ensure its ability to perform in the most demanding shooting conditions. Nikon also conducts severe anti-shock tests to assure robust reliability of performance. Magnesium alloy is also utilized in the Multi-Power Battery Pack MB-D10.



0.12-second start-up time

As with all other Nikon digital SLR cameras, the D700's power switch is conveniently located in front of the shutter release button for natural, fluid operation. Start-up time has been minimized to 0.12 second to ensure you're ready for every shooting opportunity.



40-millisecond shutter response

The D700 works as fast as you do, enabling you to capture the precise moments you want. That's why the shutter release time lag was cut to an industry-leading 40 milliseconds (CIPA standard). Just compose and the camera will capture your subject's every move — critical when shooting fast-moving subjects.



Durable, high-precision shutter unit

Tested on fully assembled cameras, the D700's shutter unit has been proven through 150,000 cycles under the most demanding conditions. Nikon's exclusive self-diagnostic shutter constantly monitors shutter operation, confirming that it is operating at precisely the designated shutter speed. Deviations are corrected automatically, maintaining shutter speed accuracy for more precise exposures.



Mirror balancer for longer viewing time

When the shutter is released, the mirror cycles up and down at a very high speed. Nikon's unique precision mirror balancer instantly cancels mirror bounce by absorbing shock. As a result, the viewfinder blackout time and mirror movement noise are minimized.



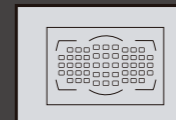
Function button enables instant shooting in NEF

The D700 features a function button you can designate for shooting in NEF. When shooting in JPEG and you decide to also take the next shot in NEF, pressing the button readies you instantly, without having to access a menu.



Large, bright viewfinder

Put your eye to the D700's large circular eyepiece and rediscover why a camera's viewfinder experience cannot be taken for granted. One look through a D700 confirms that superior viewfinder design is at the heart of single-lens reflex camera handling. The Nikon FX format and large pentagonal prism deliver a large, bright viewfinder image, making accurate composition easier for any shooting conditions. What's more, the D700's expertly designed viewfinder enables skilled photographers to confirm focus visually, in either auto or manual focus mode.




DX-format crop



Easy-to-view camera setting display

All of your settings are easily confirmed in the large, high-definition LCD with clear, easy-to-read fonts. You can choose to display information with black lettering against a white background or vice versa. It's also possible to set the camera to different displays that match diverse ambient lighting conditions, and so achieve the ideal view for any situation.



Info button

Pushing the info button twice takes you directly to useful features such as Picture Control, Active D-Lighting and Noise Reduction.



3-inch, 920,000-dot LCD

The large, high-resolution color LCD monitor delivers bright, crisp image playback, with enlargements up to 27x (large-size images in FX format), for immediate and precise image confirmation. Each D700 LCD is individually fine-tuned to deliver consistent, outstanding display performance.



Long-life battery

Using the EN-EL3e, the same battery used in the D300, the D700 lets you shoot up to 1,000 frames per charge (CIPA standard) thanks to intelligent power management. And by adding the EN-EL4a in the optional Multi-Power Battery Pack MB-D10, you can shoot up to 2,900 frames. All power options enable you to monitor the level of battery power and shots remaining on a charge.



Multi-Power Battery Pack MB-D10 (option)

The optional Multi-Power Battery Pack MB-D10, which uses one Rechargeable Li-ion Battery EN-EL4a/4/3e or eight AA-size batteries, is equipped with a shutter-release button, AF-ON button, multi selector, and main- and sub-command dials.



Inspired layout, intelligently applied ergonomics

The D700 gives you easy access, via buttons, to functions often required while shooting, eliminating the need for time-consuming menu searches. The size and layout of all buttons and dials have been optimized to reduce the chance of error. They're also consistent with Nikon's other professional D-SLRs to make the use of multiple camera platforms substantially easier.

Live View further expands shooting opportunities



• Lens: PC-E NIKKOR 24mm f/3.5D ED • Exposure: [M] mode, 1/8,000 second, f/8 • White balance: Auto • Sensitivity: ISO 800 • Picture Control: Standard ©Cherie Steinberg Cote

Live View with high-resolution, 920,000-dot LCD

The D700's Live View function further expands versatility in a variety of shooting situations. In studio photography, for example, the D700's LCD shows bright, crisp, beautiful images through a 3-inch, 920,000-dot screen in real time. Because it's so large and clear, you're always aware of what's happening in your composition. The 170-degree wide viewing angle allows you to see what's going on in front of the camera from extremely high or low angles. The D700 offers two modes — Tripod and Hand-held.

Sharp contrast AF in tripod mode

Tripod Mode is ideal for conditions that demand a precise focus and involve detailed composition, such as studio still life, architecture and landscape photography. In this mode, the high-precision, contrast-detect AF system, using the FX-format CMOS sensor, offers exceptionally accurate focusing from any point in the entire frame — much wider than the 51-AF point area. You can easily rearrange still life subjects while simultaneously confirming your composition, or confirm your focus by enlarging the focus point image

Same setting as top photo but without lens shifting




up to 13 times — an indispensable feature for macro photography where subtle changes in the subject's position greatly influence the depth of field. You can also control focus and shutter release from a personal computer via Camera Control Pro 2. When used in combination with Nikon's latest PC-E NIKKOR lenses, which incorporate tilt and shift functions, the Live View Tripod Mode further empowers you to pursue your creative instincts.



Live View offers two modes — Tripod Mode and Hand-held Mode — accessible through the LCD monitor.

Electronic Virtual Horizon

The innovative Virtual Horizon provides instant, accurate confirmation of the D700's position relative to horizontal level. When using Live View, you can choose to display the virtual horizon on the LCD, a feature ideal for landscape and architecture photography. You can also level the D700 while looking through the viewfinder using the convenient analog scale.



Hand-held mode for low- and high-angle compositions

In situations where you're unable to look through the viewfinder, Hand-held Mode can be a tremendous assistance. First, select your focus point from the 51 points available, or use Auto-area AF, then use the wide, 170-degree viewing angle for composing — remarkably easy, even when holding your D700 overhead or close to the ground.

Quick access to Live View

A simple custom setting allows you to designate the function button for quick access to Live View. One push of the button and you're ready for Live View shooting.



• Lens: AF-S Micro NIKKOR 60mm f/2.8G ED • Exposure: [M] mode, 1/200 second, f/6.3 • White balance: Auto • Sensitivity: ISO 200 • Picture Control: Standard ©Cherie Steinberg Cote

NIKKOR®— Comprehensive PC-E and Micro lens versatility

Joining the D700 are four NIKKOR lenses that give photographers exciting opportunities to develop in new and specialized directions. All of these lenses incorporate a number of exclusive NIKKOR lens technologies, such as Nano Crystal Coat, for achieving stunning images, setting a new standard for effective control of ghost and flare. The three PC-E lenses offer shift and tilt functions as well as the revolving mechanism, and their anti-dust and anti-moisture construction makes them a joy to work with even in severe conditions. The micro NIKKOR employs an internal focusing system for even faster autofocus and better balanced handling.



PC-E NIKKOR 24mm f/3.5D ED
Features Nano Crystal Coat, three ED glass elements, three aspherical lens elements and a closest shooting distance of 0.75 ft.



PC-E Micro NIKKOR 45mm f/2.8D ED
Features Nano Crystal Coat, an ED glass element, and a closest shooting distance of 0.83 ft.



PC-E Micro NIKKOR 85mm f/2.8D
Features Nano Crystal Coat and a closest shooting distance of 1.3 ft.



AF-S Micro NIKKOR 60mm f/2.8G ED
Features Nano Crystal Coat, an ED glass element, three aspherical lens elements for the first time in a micro lens, a fast-and-quiet silent wave motor, a closest shooting distance of 0.6 ft., and a reproduction ratio of up to 1:1

WT-4A Wireless Transmitter

For photographers working in large, crowded venues, the WT-4A Wireless Transmitter offers huge advantages. Supporting both the IEEE 802.11a and IEEE 802.11b/g, it gives you the range to move freely. And to streamline image transfer, you can send just thumbnail images first; then, the complete data of only the editor's selections need be transmitted — a real timesaver. Up to five photographers at a time can use the system, which means that a single unit is able to handle most events. The WT-4A is also compatible with a variety of system formats and security protocols.



Capture images with your own customized look and feel

Innovative, versatile Picture Control

Define tones and colors easily


The D700 provides rich tones and colors in the default setting, but also gives you the freedom to custom tailor image characteristics to your own specific tastes or client requirements. Picture Control is an intuitive, easy-to-use system for defining the image tone. In certain respects, it is reminiscent of the way in which film photographers once selected certain types of film stock for specific shooting situations. Tones defined by the Picture Control System will remain consistent with future Nikon digital SLR cameras that are compatible with Picture Control System. You'll also have access to optional Picture Controls to be introduced in the future via the Nikon Website.

Four types of Picture Controls


Select [Standard] for bright, balanced images suitable for any application. [Neutral] is designed to reproduce accurate color and gradation, making it your choice when you plan to make post-production image enhancements. [Vivid] delivers distinct, colorful, fresh-looking images with just the right emphasis on your subject's contrast and contours, making it ideal for emphasizing primary colors, while [Monochrome] provides classic styles like black-and-white and sepia. You can even edit or change the Picture Controls using Nikon's ViewNX browsing software, or with the optional Capture NX 2 with U Point technology — something no other camera manufacturer offers.

Direct, intuitive image control

[Standard], [Neutral], and [Vivid] enable you to adjust parameters such as sharpening, contrast, brightness, saturation and hue. With [Monochrome], you can fine-tune sharpening, contrast, brightness, filter effects and toning. Changes can be saved as Custom Picture Controls under your chosen name for future use with particular shooting scenarios.



Quick adjust: Enjoy instant access to five parameters — sharpening, contrast, brightness, saturation and hue in [Standard] and [Vivid] Picture Controls. It's all as easy as moving the sliders.



Standard

©Cherie Steinberg Cote



Neutral

©Cherie Steinberg Cote



Vivid

©Douglas Menez



Monochrome

©Douglas Menez

Simple to use yet sophisticated: Nikon's Creative Lighting System

Built-in flash with 24mm lens coverage and i-TTL flash control

The D700 is fully compatible with Nikon's unmatched Creative Lighting System, which includes i-TTL flash control and Advanced Wireless Lighting. The camera's Scene Recognition System's highlight analysis further refines the world's most sophisticated digital SLR lighting system. Utilizing the 1,005-pixel RGB sensor for a more refined flash metering evaluation, this system reduces overexposure to a degree never before achieved, even with small subjects, which can easily be overexposed. Metering accuracy for scenes containing highly reflective objects has also been substantially advanced. The built-in flash has 24mm lens coverage, and works as a wireless commander for up to two groups of remote Speedlights in Advanced Wireless Lighting.



• Lens: AF-S NIKKOR 24-70mm f/2.8G ED • Exposure: [M] mode, 1/80 second, f/11 • White balance: Auto • Sensitivity: ISO 200 • Picture Control: Standard ©Douglas Menez



Speedlight SB-900

- Fully compatible with Nikon's Creative Lighting System
- Guide number: 112 (ISO100, ft.), 157 (ISO200, ft.) at 35mm in normal lighting
- Wide auto zoom coverage of 17-200mm
- Automatic detection of imaging sensor format for superior light distribution
- High-speed recycling



SB-800



SB-600



SB-400



Capture NX 2 (option)

Nikon's proprietary image processing software lets you get the most out of your NEF, JPEG or TIFF images. Capture NX 2 and its innovative U Point technology empower you to:

- Alter and enhance color and details quickly and thoroughly
- Create and customize your own color schemes using Picture Control, then save the results for later use or export to D-SLRs that support Picture Control
- Take advantage of important functions such as batch processing, edit list, vignette control, color aberration control and distortion control

Seamless workflow in new directions

Camera Control Pro 2 (option)

- Remote shooting has never been more productive. Camera Control Pro 2 provides:
- Full control of Live View, Picture Control, White Balance and the 51-point AF system
 - Remote control and image transfer via wireless LAN when using the WT-4A Wireless Transmitter
 - Immediate thumbnail confirmation
 - Deletion of unwanted images before data transfer
 - Image display using ViewNX

Image Authentication Software (option)

- Protect your data's integrity with Nikon's Image Authentication Software:
- Indicates whether an image has been altered
 - Recognizes any change in XMP and IPTC information

ViewNX

Professional NEF shooters have a powerful ally in Nikon's ViewNX software. ViewNX treats RAW and JPEG files of the same image as a single file, which makes browsing faster and more efficient.

With the ViewNX advantage, you can:

- Switch from JPEG to RAW details in one click
 - Use labels to categorize, prioritize and filter your images
 - Edit XMP and IPTC information
 - View thumbnails and previews quickly
 - Easily switch between Nikon Transfer and Capture NX 2
 - Customize images via ViewNX's Picture Control utility
 - Easily print, create slideshows and send images via email
- Nikon Transfer**
Organize your workflow efficiently. Nikon Transfer enables you to:
- Transfer images from Nikon D-SLR or memory cards
 - Add labels, ratings and IPTC at transfer time for efficient sorting later on
 - Continue selecting images while transfer is in progress

Nomenclature



- 1 Exposure mode/Format button
- 2 Exposure compensation/Two-button reset button
- 3 Shutter-release button
- 4 Power switch
- 5 Sub-command dial
- 6 Depth-of-field preview button
- 7 Function button
- 8 Mirror
- 9 Focus-mode selector
- 10 Lens release button
- 11 Lens mounting index
- 12 Ten-pin remote terminal cover
- 13 Flash sync terminal cover
- 14 Eyelet for camera strap
- 15 Release mode dial lock release
- 16 Release mode dial
- 17 Image quality/Image size/Two-button reset button
- 18 White balance button

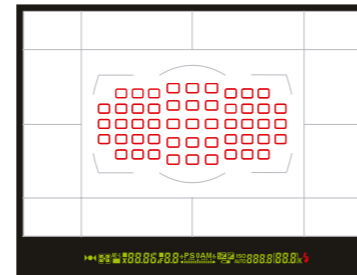


- 19 ISO sensitivity button
- 20 Flash mode/Flash compensation button
- 21 Flash pop-up button
- 22 Accessory shoe (for optional flash unit)
- 23 AF-assist illuminator/Self-timer lamp/Red-eye reduction lamp
- 24 Control panel
- 25 Focal plane mark
- 26 Eyelet for camera strap
- 27 Delete/Format button
- 28 Playback button
- 29 Protect/Help button
- 30 Thumbnail/Playback zoom out button
- 31 Playback zoom in button
- 32 OK button
- 33 HDMI mini-pin connector/Video connector/USB connector/DC-IN connector (under the connector cover)
- 34 Monitor

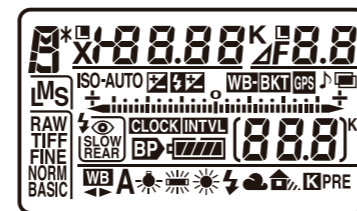


- 35 Tripod socket
- 36 Connector cover for MB-D10
- 37 Battery-chamber cover
- 38 Battery-chamber cover latch
- 39 Memory card slot cover
- 40 Info button
- 41 Memory card access lamp
- 42 AF-area mode selector
- 43 Focus selector lock
- 44 Multi-selector center button
- 45 Multi selector
- 46 Main command dial
- 47 AF-ON button
- 48 Metering selector
- 49 AE/AF lock button
- 50 Diopter adjustment control
- 51 Viewfinder eyepiece
- 52 Viewfinder
- 53 Eyepiece shutter lever

Viewfinder Display



Control Panel

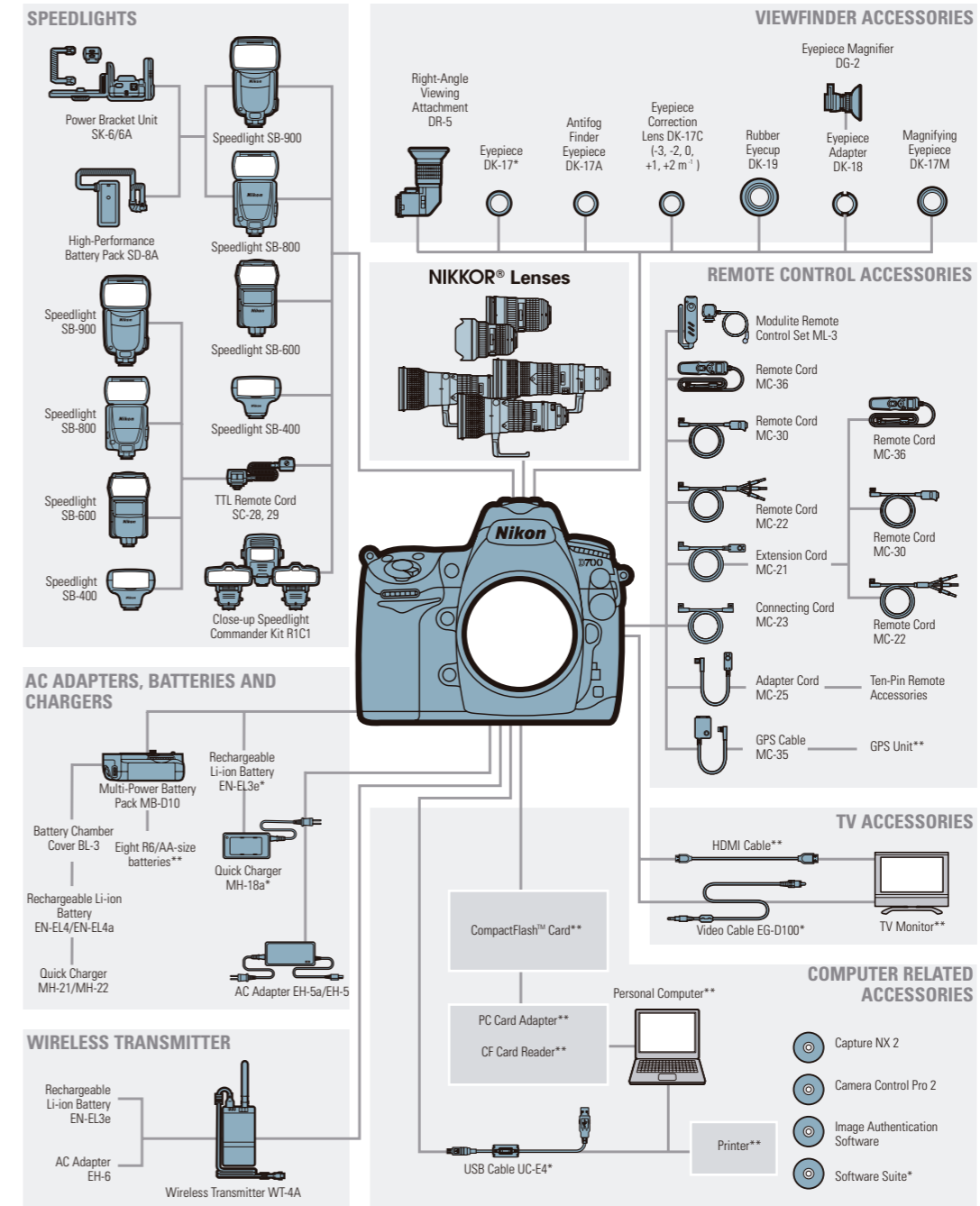


Lens Compatibility Chart

Lens/accessory	Camera setting		Focus mode			Exposure mode		Metering system		
	S	C	M (with electronic rangefinder)	M	P	A	S	M	3D	Color
Type G or D AF Nikkor ² AF-S, AF-I Nikkor	✓		✓	✓	✓	✓	✓	✓	✓	✓
PC-E NIKKOR series	—		✓ ⁵	✓	✓ ⁵	✓ ⁵	✓ ⁵	✓ ⁵	—	✓ ³
PC-Micro Nikkor 85mm f/2.8D ⁴	—		✓ ⁵	✓	—	✓ ⁵	✓	✓	—	✓ ³
AF-S / AF-I Teleconverter ⁷	✓ ⁸		✓ ⁸	✓	✓	✓	✓	✓	—	✓ ³
Other AF Nikkor (except lenses for F3AF)	✓ ⁹		✓ ⁹	✓	✓	✓	✓	—	✓	✓ ³
AI-P Nikkor	—		✓ ¹⁰	✓	✓	✓	✓	—	✓	✓ ³
AI-, AI modified Nikkor or Nikkor Series E lenses ¹²	—		✓ ¹⁰	✓	—	✓ ¹³	—	✓ ¹⁴	✓ ¹⁵	✓ ³
Medical-Nikkor 120mm f/4	—		✓	✓	—	✓ ¹⁶	—	—	—	—
Reflex-Nikkor	—		—	✓	—	✓ ¹³	—	—	—	✓ ¹⁵
PC-Nikkor	—		✓ ⁵	✓	—	✓ ¹⁷	—	—	—	✓ ¹⁵
AI-type Teleconverter ¹⁸	—		✓ ⁸	✓	—	✓ ¹³	—	✓ ¹⁴	✓ ¹⁵	✓
PB-6 Bellows Focusing Attachment ¹⁹	—		✓ ⁸	✓	—	✓ ²⁰	—	—	—	✓
Auto extension rings (PK-series 11A, 12, or 13; PN-11)	—		✓ ⁸	✓	—	✓ ¹³	—	—	—	✓

1 IX-Nikkor lenses cannot be used. 2 Vibration Reduction (VR) supported with VR lenses. 3 Spot metering meters selected focus point. 4 The camera's exposure metering and flash control systems do not work properly when shifting and/or tilting the lens, or when an aperture other than the maximum aperture is used. 5 Can not be used with shifting or tilting. 6 Manual exposure mode only. 7 Can be used with AF-S and AF-I lenses only. 8 With maximum effective aperture of f/5.6 or faster. 9 When focusing at minimum focus distance with AF 80-200mm f/2.8, AF 35-70mm f/2.8, AF 28-85mm f/3.5-4.5 <New>, or AF 28-85mm f/3.5-4.5 lens at maximum zoom, in-focus indicator may be displayed when image on matte screen in viewfinder is not in focus. Adjust focus manually until image in viewfinder is in focus. 10 With maximum aperture of f/5.6 or faster. 11 Some lenses cannot be used. 12 Range of rotation for AI 80-200mm f/2.8 ED tripod mount is limited by camera body. Filters cannot be exchanged while AI 200-400mm f/4 ED is mounted on camera. 13 If maximum aperture is specified using [Non-CPU lens data], aperture value will be displayed in viewfinder and top control panel. 14 Can be used only if lens focal length and maximum aperture are specified using [Non-CPU lens data]. Use spot or center-weighted metering if desired results are not achieved. 15 For improved precision, specify lens focal length and maximum aperture using [Non-CPU lens data]. 16 Can be used in manual exposure mode at shutter speeds slower than 1/125 s. 17 Exposure determined by presetting lens aperture. In aperture-priority auto exposure mode, preset aperture using lens aperture ring before performing AE lock or shifting lens. In manual exposure mode, preset aperture using lens aperture ring and determine exposure before shifting lens. 18 Exposure compensation required when used with AI 28-85mm f/3.5-4.5, AI 35-105mm f/3.5-4.5, AI 35-135mm f/3.5-4.5, or AF-S 80-200mm f/2.8D. See teleconverter manual for details. 19 Requires PK-12 or PK-13 auto extension ring. PB-6D may be required depending on camera orientation. 20 Use preset aperture. In aperture-priority auto exposure mode, set aperture using focusing attachment before determining exposure and taking photograph.

System Chart



Custom Settings menus

- C: Custom Setting Bank**
R: Reset Custom Settings
- a: Autofocus**
a1: AF-C Priority Selection
a2: AF-S Priority Selection
a3: Dynamic AF Area
a4: Focus Tracking with Lock-On
a5: AF Activation
a6: Focus Point Illumination
a7: Focus Point Wrap-Around
a8: AF Point Selection
a9: Built-in AF-assist Illuminator
a10: AF-ON for MB-D10
- b: Metering/Exposure**
b1: ISO Sensitivity Step Value
b2: EV Steps for Exposure Control
b3: Exp Comp/Fine Tune
b4: Easy Exposure Compensation
b5: Center-Weighted Area
b6: Fine Tune Optimal Exposure
- c: Timers/AE Lock**
c1: Shutter-Release Button AE-L
c2: Auto Meter-off Delay
c3: Self-Timer Delay
c4: Monitor Off Delay
- d: Shooting/Display**
d1: Beep
d2: Viewfinder Grid Display
d3: Screen Tips
d4: CL Mode Shooting Speed
d5: Max. Continuous Release
d6: File Number Sequence
d7: Shooting Info Display
d8: LCD Illumination
d9: Exposure Delay Mode
d10: MB-D10 Battery Type
d11: Battery Order
- e: Bracketing/Flash**
e1: Flash Sync Speed
e2: Flash Shutter Speed
e3: Flash Control for Built-in Flash
e4: Modeling Flash
e5: Auto Bracketing Set
e6: Auto Bracketing (Mode M)
e7: Bracketing Order
- f: Controls**
f1: [Fn] Switch
f2: Multi Selector Center Button
f3: Multi Selector
f4: Photo Info/Playback
f5: Assign FUNC Button
f6: Assign Preview Button
f7: Assign AE-L/AF-L Button
f8: Shutter Speed/Aperture Lock
f9: Customize Command Dials
f10: Release Button to Use Dial
f11: No Memory Card?
f12: Reverse Indicators

Memory Card Capacity

The following table shows the approximate number of pictures that can be stored on a 2 GB SanDisk Extreme IV (SDCFX4) card at different image quality and image size settings with FX-format image area.

Image quality	Image size	File size ¹	No. of images ¹	Buffer capacity ²	
FX-format (36 x 24) Image Area	NEF (RAW), Lossless compressed, 12-bit	—	13.3 MB	100	23
		—	16.3 MB	77	20
		—	11.0 MB	138	26
		—	13.8 MB	114	23
		—	18.8 MB	100	19
		—	24.7 MB	77	17
	NEF (RAW), Uncompressed, 14-bit TIFF (RGB)	L	35.9 MB	53	17
		M	20.7 MB	95	20
		S	10.0 MB	211	28
		L	5.7 MB	279	100
		M	3.2 MB	496	100
		S	1.4 MB	1000	100
JPEG fine ³	L	2.9 MB	548	100	
	M	1.6 MB	976	100	
	S	0.7 MB	2000	100	
JPEG normal ³	L	1.4 MB	1000	100	
	M	0.8 MB	1800	100	
	S	0.4 MB	3900	100	

1 All figures are approximate. File size varies with scene recorded.
2 Maximum number of exposures that can be stored in memory buffer. Drops if [Optimal quality] is selected for [JPEG compression], ISO sensitivity is set to H 0.3 or higher, [High ISO NR] is on when ISO sensitivity auto control is on or ISO sensitivity is set to 2000 or higher, or long exposure noise reduction, Active D-Lighting or image authentication is on.
3 Figures assume [JPEG compression] is set to [Size priority]. Selecting [Optimal quality] increases the file size of JPEG images; number of images and buffer capacity drop accordingly.

Approved Memory Cards

The following Type I CompactFlash memory cards have been tested and approved for use in the D700.

SanDisk	Lexar Media
Extreme IV SDCFX4	Professional UDMA
Extreme III SDCFX3	Platinum II
Ultra II SDCFH	Professional
Standard SDCFB	

Other cards have not been tested. For more details on the above cards, please contact the manufacturer.