

Nikon Digital SLR Camera D5100 Specifications

Type	Single-lens reflex digital camera
Lens mount	Nikon F mount (with AF contacts)
Effective angle of view	Approx. 1.5x lens focal length (Nikon DX format)
Effective pixels	16.2 million
Image sensor	23.6 x 15.6 mm CMOS sensor
Total pixels	16.9 million
Dust-reduction System	Image Sensor Cleaning, Airflow Control System, Image Dust Off reference data (optional Capture NX 2 software required)
Image size (pixels)	4,928 x 3,264 (L), 3,696 x 2,448 (M), 2,464 x 1,632 (S)
File format	<ul style="list-style-type: none"> • NEF (RAW): 14 bit, compressed • JPEG: JPEG-Baseline compliant with fine (approx. 1:4), normal (approx. 1:8) or basic (approx. 1:16) compression • NEF (RAW) + JPEG: Single photograph recorded in both NEF (RAW) and JPEG formats
Picture Control System	Standard, Neutral, Vivid, Monochrome, Portrait, Landscape; selected Picture Control can be modified; storage for custom Picture Controls
Media	SD (Secure Digital), SDHC and SDXC memory cards
File system	DCF (Design Rule for Camera File System) 2.0, DPOF (Digital Print Order Format), Exif 2.3 (Exchangeable Image File Format for Digital Still Cameras), PictBridge
Viewfinder	Eye-level pentamirror single-lens reflex viewfinder
Frame coverage	Approx. 95% horizontal and 95% vertical
Magnification	Approx. 0.78x (50mm f/1.4 lens at infinity, -1.0 m ⁻¹)
Eye point	17.9 mm (-1.0 m ⁻¹)
Diopter adjustment	-1.7 to +0.7 m ⁻¹
Focusing screen	Type B BriteView Clear Matte Mark VII screen
Reflex mirror	Quick return
Lens aperture	Instant return, electronically controlled
Compatible lenses	Autofocus is available with AF-S and AF-I lenses; Autofocus is not available with other type G and D lenses, AF lenses (IX-NIKKOR and lenses for the F3AF are not supported) and AI-P lenses; Non-CPU lenses can be used in mode M but the camera exposure meter will not function The electronic rangefinder can be used with lenses that have a maximum aperture of f/5.6 or faster
Shutter type	Electronically-controlled vertical-travel focal-plane shutter
Shutter speed	1/4000 to 30 s in steps of 1/3 or 1/2 EV; Bulb; Time (requires optional Remote Control ML-L3)
Flash sync speed	X=1/200 s; synchronizes with shutter at 1/200 s or slower
Release mode	<ul style="list-style-type: none"> • [S] (single frame), [C] (continuous), [S] (self-timer), [2s] (delayed remote), [Q] (quick-response remote), [Q] (quiet shutter release)
Frame advance rate	Up to 4 fps (manual focus, mode M or S, shutter speed 1/250 s or faster, and other settings at default values)
Self-timer	2 s, 5 s, 10 s, 20 s; 1 to 9 exposures
Exposure metering	TTL exposure metering using 420-pixel RGB sensor
Metering method	<ul style="list-style-type: none"> • Matrix: 3D color matrix metering II (type G and D lenses); color matrix metering II (other CPU lenses) • Center-weighted: Weight of 75% given to 8-mm circle in center of frame • Spot: Meters 3.5-mm circle (about 2.5% of frame) centered on selected focus point • Matrix or center-weighted metering: 0 to 20 EV • Spot metering: 2 to 20 EV
Range	(ISO 100, f/1.4 lens, 68°F/20°C)
Exposure meter coupling	CPU
Exposure mode	Auto modes (P: auto, S: [S] auto [flash off]), programmed auto with flexible program (P); shutter-priority auto (S); aperture-priority auto (A); manual (M); scene modes (P: portrait, L: landscape, C: child, S: sports, C: close up, N: night portrait, N: night landscape, P: party/indoor, B: beach/snow, S: sunset, D: dusk/dawn, P: pet portrait, C: candlelight, B: blossom, C: autumn colors, F: food); special effects modes (Q: night vision, S: color sketch, M: miniature effect, S: selective color, S: silhouette, S: high key, S: low key)
Exposure compensation	-5 to +5 EV in increments of 1/3 or 1/2 EV
Exposure bracketing	3 frames in steps of 1/3 or 1/2 EV
Exposure lock	Luminosity locked at detected value with AE-L/AF-L button
ISO sensitivity	ISO 100 to 6400 in steps of 1/3 EV; can also be set to approx. 0.3, 0.7, 1 or 2 EV (Recommended Exposure Index)
Active D-Lighting	Auto, extra high, high, normal, low, off
ADL bracketing	2 frames
Autofocus	Nikon Multi-CAM 1000 autofocus sensor module with TTL phase detection, 11 focus points (including one cross-type sensor) and AF-assist illuminator (range approx. 1 ft. 8 in. to 9 ft. 10 in./0.5 to 3 m)
Detection range	-1 to +19 EV (ISO 100, 68°F/20°C)
Lens servo	<ul style="list-style-type: none"> • Autofocus (AF): Single-servo AF (AF-S); continuous-servo AF (AF-C); auto AF-S/AF-C selection (AF-A); predictive focus tracking activated automatically according to subject status • Manual focus (MF): Electronic rangefinder can be used
Focus point	Can be selected from 11 focus points
AF-area mode	Single-point AF, dynamic-area AF, auto-area AF, 3D-tracking (11 points)

Focus lock	Focus can be locked by pressing shutter-release button halfway (single-servo AF) or by pressing AE-L/AF-L button
Built-in flash	<ul style="list-style-type: none"> • [L] [2] [3] [4] [5] [6] [7] [8] [9] [10] [11] [12] [13] [14] [15] [16] [17] [18] [19] [20] [21] [22] [23] [24] [25] [26] [27] [28] [29] [30] [31] [32] [33] [34] [35] [36] [37] [38] [39] [40] [41] [42] [43] [44] [45] [46] [47] [48] [49] [50] [51] [52] [53] [54] [55] [56] [57] [58] [59] [60] [61] [62] [63] [64] [65] [66] [67] [68] [69] [70] [71] [72] [73] [74] [75] [76] [77] [78] [79] [80] [81] [82] [83] [84] [85] [86] [87] [88] [89] [90] [91] [92] [93] [94] [95] [96] [97] [98] [99] [100] [101] [102] [103] [104] [105] [106] [107] [108] [109] [110] [111] [112] [113] [114] [115] [116] [117] [118] [119] [120] [121] [122] [123] [124] [125] [126] [127] [128] [129] [130] [131] [132] [133] [134] [135] [136] [137] [138] [139] [140] [141] [142] [143] [144] [145] [146] [147] [148] [149] [150] [151] [152] [153] [154] [155] [156] [157] [158] [159] [160] [161] [162] [163] [164] [165] [166] [167] [168] [169] [170] [171] [172] [173] [174] [175] [176] [177] [178] [179] [180] [181] [182] [183] [184] [185] [186] [187] [188] [189] [190] [191] [192] [193] [194] [195] [196] [197] [198] [199] [200] [201] [202] [203] [204] [205] [206] [207] [208] [209] [210] [211] [212] [213] [214] [215] [216] [217] [218] [219] [220] [221] [222] [223] [224] [225] [226] [227] [228] [229] [230] [231] [232] [233] [234] [235] [236] [237] [238] [239] [240] [241] [242] [243] [244] [245] [246] [247] [248] [249] [250] [251] [252] [253] [254] [255] [256] [257] [258] [259] [260] [261] [262] [263] [264] [265] [266] [267] [268] [269] [270] [271] [272] [273] [274] [275] [276] [277] [278] [279] [280] [281] [282] [283] [284] [285] [286] [287] [288] [289] [290] [291] [292] [293] [294] [295] [296] [297] [298] [299] [300] [301] [302] [303] [304] [305] [306] [307] [308] [309] [310] [311] [312] [313] [314] [315] [316] [317] [318] [319] [320] [321] [322] [323] [324] [325] [326] [327] [328] [329] [330] [331] [332] [333] [334] [335] [336] [337] [338] [339] [340] [341] [342] [343] [344] [345] [346] [347] [348] [349] [350] [351] [352] [353] [354] [355] [356] [357] [358] [359] [360] [361] [362] [363] [364] [365] [366] [367] [368] [369] [370] [371] [372] [373] [374] [375] [376] [377] [378] [379] [380] [381] [382] [383] [384] [385] [386] [387] [388] [389] [390] [391] [392] [393] [394] [395] [396] [397] [398] [399] [400] [401] [402] [403] [404] [405] [406] [407] [408] [409] [410] [411] [412] [413] [414] [415] [416] [417] [418] [419] [420] [421] [422] [423] [424] [425] [426] [427] [428] [429] [430] [431] [432] [433] [434] [435] [436] [437] [438] [439] [440] [441] [442] [443] [444] [445] [446] [447] [448] [449] [450] [451] [452] [453] [454] [455] [456] [457] [458] [459] [460] [461] [462] [463] [464] [465] [466] [467] [468] [469] [470] [471] [472] [473] [474] [475] [476] [477] [478] [479] [480] [481] [482] [483] [484] [485] [486] [487] [488] [489] [490] [491] [492] [493] [494] [495] [496] [497] [498] [499] [500] [501] [502] [503] [504] [505] [506] [507] [508] [509] [510] [511] [512] [513] [514] [515] [516] [517] [518] [519] [520] [521] [522] [523] [524] [525] [526] [527] [528] [529] [530] [531] [532] [533] [534] [535] [536] [537] [538] [539] [540] [541] [542] [543] [544] [545] [546] [547] [548] [549] [550] [551] [552] [553] [554] [555] [556] [557] [558] [559] [560] [561] [562] [563] [564] [565] [566] [567] [568] [569] [570] [571] [572] [573] [574] [575] [576] [577] [578] [579] [580] [581] [582] [583] [584] [585] [586] [587] [588] [589] [590] [591] [592] [593] [594] [595] [596] [597] [598] [599] [600] [601] [602] [603] [604] [605] [606] [607] [608] [609] [610] [611] [612] [613] [614] [615] [616] [617] [618] [619] [620] [621] [622] [623] [624] [625] [626] [627] [628] [629] [630] [631] [632] [633] [634] [635] [636] [637] [638] [639] [640] [641] [642] [643] [644] [645] [646] [647] [648] [649] [650] [651] [652] [653] [654] [655] [656] [657] [658] [659] [660] [661] [662] [663] [664] [665] [666] [667] [668] [669] [670] [671] [672] [673] [674] [675] [676] [677] [678] [679] [680] [681] [682] [683] [684] [685] [686] [687] [688] [689] [690] [691] [692] [693] [694] [695] [696] [697] [698] [699] [700] [701] [702] [703] [704] [705] [706] [707] [708] [709] [710] [711] [712] [713] [714] [715] [716] [717] [718] [719] [720] [721] [722] [723] [724] [725] [726] [727] [728] [729] [730] [731] [732] [733] [734] [735] [736] [737] [738] [739] [740] [741] [742] [743] [744] [745] [746] [747] [748] [749] [750] [751] [752] [753] [754] [755] [756] [757] [758] [759] [760] [761] [762] [763] [764] [765] [766] [767] [768] [769] [770] [771] [772] [773] [774] [775] [776] [777] [778] [779] [780] [781] [782] [783] [784] [785] [786] [787] [788] [789] [790] [791] [792] [793] [794] [795] [796] [797] [798] [799] [800] [801] [802] [803] [804] [805] [806] [807] [808] [809] [810] [811] [812] [813] [814] [815] [816] [817] [818] [819] [820] [821] [822] [823] [824] [825] [826] [827] [828] [829] [830] [831] [832] [833] [834] [835] [836] [837] [838] [839] [840] [841] [842] [843] [844] [845] [846] [847] [848] [849] [850] [851] [852] [853] [854] [855] [856] [857] [858] [859] [860] [861] [862] [863] [864] [865] [866] [867] [868] [869] [870] [871] [872] [873] [874] [875] [876] [877] [878] [879] [880] [881] [882] [883] [884] [885] [886] [887] [888] [889] [890] [891] [892] [893] [894] [895] [896] [897] [898] [899] [900] [901] [902] [903] [904] [905] [906] [907] [908] [909] [910] [911] [912] [913] [914] [915] [916] [917] [918] [919] [920] [921] [922] [923] [924] [925] [926] [927] [928] [929] [930] [931] [932] [933] [934] [935] [936] [937] [938] [939] [940] [941] [942] [943] [944] [945] [946] [947] [948] [949] [950] [951] [952] [953] [954] [955] [956] [957] [958] [959] [960] [961] [962] [963] [964] [965] [966] [967] [968] [969] [970] [971] [972] [973] [974] [975] [976] [977] [978] [979] [980] [981] [982] [983] [984] [985] [986] [987] [988] [989] [990] [991] [992] [993] [994] [995] [996] [997] [998] [999] [1000]
Guide number	Approx. 39/12, 43/13 with manual flash (ft./m, ISO 100, 68°F/20°C)
Flash control	<ul style="list-style-type: none"> • TTL: i-TTL balanced fill-flash and standard i-TTL flash for digital SLR using 420-pixel RGB sensor are available with built-in flash, SB-900, SB-800, SB-700, SB-600 or SB-400 (i-TTL balanced fill-flash is available when matrix or center-weighted metering is selected) • Auto aperture: Available with SB-900/SB-800 and CPU lens • Non-TTL auto: Supported flash units include SB-900, SB-800, SB-800X, SB-28DX, SB-28, SB-27 and SB-22S • Distance-priority manual: Available with SB-900, SB-800 and SB-700
Flash mode	Auto, auto with red-eye reduction, auto slow sync, auto slow sync with red-eye reduction, fill-flash, red-eye reduction, slow sync, slow sync with red-eye reduction, rear-curtain with slow sync, rear-curtain sync, off
Flash compensation	-3 to +1 EV in increments of 1/3 or 1/2 EV
Flash-ready indicator	Lights when built-in flash or optional flash unit such as SB-900, SB-800, SB-700, SB-600 or SB-400 is fully charged; blinks for 3 s after flash is fired at full output
Accessory shoe	ISO 518 hot-shoe with sync and data contacts and safety lock
Nikon Creative Lighting System (CLS)	Advanced Wireless Lighting supported with SB-900, SB-800 or SB-700 as a master flash, or SU-800 as commander; Flash Color Information Communication supported with built-in flash and all CLS-compatible flash units
Sync terminal	Sync Terminal Adapter AS-15 (available separately)
White balance	Auto, incandescent, fluorescent (7 types), direct sunlight, flash, cloudy, shade, preset manual, all except preset manual with fine tuning
White balance bracketing	3 frames in steps of 1
Live View lens servo	<ul style="list-style-type: none"> • Autofocus (AF): Single-servo AF (AF-S); full-time-servo AF (AF-F) • Manual focus (MF)
AF-area mode	Face-priority AF, wide-area AF, normal-area AF, subject-tracking AF
Autofocus	Contrast-detect AF anywhere in frame (camera selects focus point automatically when face-priority AF or subject-tracking AF is selected)
Automatic scene selection	Available in [S] and [S] modes
Movie metering	TTL exposure metering using main image sensor
Metering method	Matrix
Frame size (pixels) and frame rate	<ul style="list-style-type: none"> • 1,920 x 1,080, 30p/25p/24p, ★ high/normal • 1,280 x 720, 30p/25p/24p, ★ high/normal • 640 x 424, 30p/25p, ★ high/normal <p>A frame rate of 30p (actual frame rate 29.97 fps) is available when NTSC is selected for video mode; 25p is available when PAL is selected for video mode; Actual frame rate when 24p is selected is 23.976 fps</p>
File format	MOV
Video compression	H.264/MPEG-4 Advanced Video Coding
Audio recording format	Linear PCM
Audio recording device	Built-in monoaural or external stereo microphone; sensitivity adjustable
Monitor	3-in./7.5-cm, approx. 921k-dot (VGA), vari-angle low-temperature polysilicon TFT LCD with 170° viewing angle, approx. 100% frame coverage, and brightness adjustment
Playback	Full-frame and thumbnail (4, 9 or 72 images or calendar) playback with playback zoom, movie playback, slide show, histogram display, highlights, auto image rotation and image comment (up to 36 characters)
USB	Hi-Speed USB
Video output	NTSC, PAL
HDMI output	Type C mini-pin HDMI connector
Accessory terminal	Remote Cord MC-DC2 (available separately), GPS Unit GP-1 (available separately)
Audio input	Stereo mini-pin jack (3.5-mm diameter)
Supported languages	Arabic, Chinese (Simplified and Traditional), Czech, Danish, Dutch, English, Finnish, French, German, Indonesian, Italian, Japanese, Korean, Norwegian, Polish, Portuguese, Russian, Spanish, Swedish, Thai, Turkish
Battery	One Rechargeable Li-ion Battery EN-EL14
AC adapter	AC Adapter EH-5a/5b; requires Power Connector EP-5A (available separately)
Tripod socket	1/4 in. (ISO 1222)
Dimensions (W x H x D)	Approx. 5.0 x 3.8 x 3.1 in./128 x 97 x 79 mm
Weight	Approx. 1 lb. 2 oz./510 g (camera body only); approx. 1 lb. 3.7 oz./560 g with battery and memory card but without body cap
Operating environment	Temperature: 32 to 104°F/0 to 40°C; humidity: Less than 85% (no condensation)
Supplied accessories	Rechargeable Li-ion Battery EN-EL14, Battery Charger MH-24, Eyepiece Cap DK-5, Rubber Eyecup DK-20, USB Cable UC-E6, Audio Video Cable EG-CP14, Camera Strap AN-DC3, Body Cap BF-1B, Accessory Shoe Cover BS-1, ViewNX 2 CD-ROM

• Microsoft and Windows, Windows 7 are either registered trademarks or trademarks of Microsoft Corporation in the United States and/or other countries. • Macintosh and QuickTime are registered trademarks or trademarks of Apple Inc. in the United States and/or other countries. • The SD, SDHC and SDXC logos are trademarks of the SD Card Association. • PictBridge is a trademark. • HDMI, the HDMI logo and High-Definition Multimedia Interface are trademarks or registered trademarks of HDMI Licensing, LLC. • Google Maps™ is a trademark of Google Inc. • Products and brand names are trademarks or registered trademarks of their respective companies. • Images in viewfinders, on LCDs and monitors shown in this brochure are simulated.



Specifications and equipment are subject to change without any notice or obligation on the part of the manufacturer. April 2011
©2011 Nikon Corporation Nikon symbol is a registered trademark of Nikon Corporation in Japan and the USA.

WARNING TO ENSURE CORRECT USAGE, READ MANUALS CAREFULLY BEFORE USING YOUR EQUIPMENT. SOME DOCUMENTATION IS SUPPLIED ON CD-ROM ONLY.



Nikon Canada Inc. 1366 Aerowood Drive, Mississauga, Ontario, L4W 1C1, Canada www.nikon.ca
Nikon Inc. 1300 Walt Whitman Road, Melville, N.Y. 11747-3064, U.S.A. www.nikonusa.com



At the heart of the image™

D5100™

Inspiration from any angle





“ **Creativity from any point of view.** ”



Inspiring at any angle —
vari-angle LCD monitor

The D5100, with its horizontal swing-out, vari-angle LCD monitor, makes it exciting to capture the world from a unique viewpoint. Taking pictures and recording full HD movies will never be the same again.

Stimulate your creativity —
special effects mode for stills and
full HD movies

Explore your creative side with special effects mode that is now available in a Nikon D-SLR for the first time. Get ready for incredibly unique pictures and full HD movies!

Stunning image quality —
expect more from the D5100

Demand the quality that you deserve. The D5100 captures your subjects with rich colors and fine detail, delivering incredible levels of resolution and image quality for both stills and full HD movies.

Inspiring at any angle — the D5100 vari-angle LCD monitor helps you to capture the world in your own way

• Lens: AF-S DX NIKKOR 18-55mm f/3.5-5.6G VR • Image quality: RAW/NEF • Exposure: [A] mode, 1/180 second, f/5.6
 • White balance: Auto • Sensitivity: ISO 100 • Picture Control: Standard




“I lowered the camera from my usual eye level and realized how different things can appear.”



Vari-angle LCD monitor lets you take pictures from unique viewpoints

The new, large 3-in. (7.5-cm) vari-angle LCD monitor opens horizontally up to 180° and flips up and down from +180° to -90°. Now you're ready to view, shoot and record your subjects from unique perspectives. Try a high angle for overhead shots, waist level for candid Live View and movie shooting, or a low vantage point for a look from ground level. You can also place the D5100 on a tripod or other stable surface and still see yourself while composing self-portraits.



A regular shot from the photographer's eye level.

See clearly, shoot confidently — Live View and full HD movie



Thanks to high-resolution (approx. 921k-dot) and a wide viewing angle, the vari-angle LCD monitor lets you check your composition comfortably while using Live View or full HD movie.



“I was holding the camera at waist level, adjusting my position slightly until I had great composition!”



“For a more creative look, I like to find a different angle.”



Create incredible movies — full HD (1,920 × 1,080/30p) movies and the D-SLR advantage


The D5100 delivers exceptional D-Movie performance with its full HD capability, full-time-servo AF (AF-F) and precise exposure control. In-camera movie editing and sound recording capability (stereo with optional microphone) are also provided. Together with D-SLR advantages like beautiful background blur, high ISO sensitivity performance and extensive NIKKOR lens compatibility, movie-making potential reaches impressive new levels.

The optional Stereo Microphone ME-1 can be used to record sound in stereo while also preventing noise caused by lens vibration being recorded during autofocus.



Stimulate your creativity — special effects mode features an amazing array of options for use when taking pictures or recording full HD movies

• Lens: AF-S DX NIKKOR 18-55mm f/3.5-5.6G VR • Image quality: JPEG Fine • Exposure: [Selective color] mode, 1/125 second, f/5.6 • White balance: Auto • Sensitivity: Auto (ISO 280) • Picture Control: Standard



“ Now I can make a scene look like a miniature scale model! ” — Miniature effect

Make distant subjects appear like miniatures by strategically altering the focus area. Miniature effect movies play back at high speed.

“ I just wanted to soften her features by surrounding her with bright light. ” — High key

Create bright, glowing images filled with atmosphere.


“ Dramatic effects like this are so inspiring. Now my pictures and movies look as if they were shot using high-end cinematographic equipment! ” — Selective color

Select up to three colors to show in the image, and the rest will remain in black and white.




“ Now my pictures can look like artistic illustrations. Just by pushing a button! ” — Color sketch

Make your images appear like colorful drawings. Movies shot in this mode play back like a slide show made up of a series of stills.



Make your pictures and movies more fun and artistic — special effects mode

Your images should always have the look and feel you desire. One way to accomplish this is to set the mode dial to EFFECTS and choose from creative options such as Selective color, Color sketch and Miniature effect. You can take advantage of these stunning effects while you shoot.



Autofocus for sharper subjects during Live View and full HD movie shooting

The D5100 helps you focus by offering a choice of focus modes to match your subject matter — even when using Live View or shooting full HD movies. Simply use AF-F mode to keep the camera focusing automatically while recording.



Easy transition between still image and full HD movie shooting in Live View

With the D5100, Nikon reconfirms its ergonomic superiority. A new switch beside the mode dial activates Live View, and to start movie recording, simply press the dedicated button located next to the shutter-release button. You can do this while keeping a steady view of your subject.



“ Sometimes when you eliminate the details, something spectacular appears. ” — Silhouette

Capture your subjects in silhouette against bright backgrounds.



“ I emphasized the mood of the scene by simply selecting this mode. ” — Low key

Create dark, striking images with prominent highlights.



“ It's amazing: the camera can capture even such a dark scene. ” — Night vision

Take monochrome (black and white) images in extremely low-light conditions.

Stunning image quality — expect more from the D5100's image sensor and EXPEED 2

• Lens: AF-S DX NIKKOR 55-300mm 1/4 5-5.6G ED VR • Image quality: RAW (NEF) • Exposure: [A] mode, 1/90 second, f/5.6
• White balance: Direct sunlight • Sensitivity: ISO 100 • Picture Control: Standard



“The images I shoot today need to be as sharp and beautiful as the moment they happen.”

Image quality in a class of its own — image sensor with 16.2 effective megapixels and EXPEED 2 image processing engine

Incorporating the latest Nikon D-SLR technologies such as the DX-format CMOS sensor and EXPEED 2 image processing engine, the D5100 delivers outstanding image quality.



Sharp shots with minimized noise even in low light.

Clean and clear images, even in low light


The D5100 provides all the technologies you need to achieve excellent results even when available light is scarce. Its CMOS sensor offers a remarkably wide ISO range (ISO 100 to 6400*) with reduced noise. This enables you to shoot at faster shutter speeds and capture scenes and subjects with less blur. Even handheld shots and full HD movies come out looking great in low light.

* The ISO range can be raised as high as Hi 2 (ISO 25600 equivalent), giving you more options in extremely low-light conditions.



Look to the details to reveal the superior image quality, sharpness and high resolution.

Quality images only Nikon can deliver



In addition to the superior CMOS sensor, which provides premium image results, the D5100 also employs Nikon's performance-proven EXPEED 2 image processing engine that enables lightning-fast data processing and delivers pictures and movies of exceptional image quality.

• Lens: AF-S DX NIKKOR 18-55mm 1/3.5-5.6G VR • Image quality: JPEG Fine • Exposure: [A] mode, 1/750 second, f/5.6 • White balance: Shade
• HDR: 3EV Low • Sensitivity: ISO 200 • Picture Control: Vivid



“I wanted to capture what I saw in both the dark and bright areas.”

Exquisite detail in both highlights and shadows — HDR (High Dynamic Range)

When shooting extreme contrasts such as sunlit clouds and a foreground deep in shadow, it was once quite difficult to render both textures equally. Not any more. With the HDR setting, the D5100 takes two shots within a single shutter release: one overexposed and one underexposed. The camera then combines the two images to reveal an extremely wide dynamic range, but with less noise and richer color gradation than ever before*.

* Recommended to use a tripod.

Balancing light and shade beautifully — Active D-Lighting

Useful in a variety of situations, Active D-Lighting automatically renders the highlights and shadows of high-contrast scenes so that they appear more like how they are perceived by the human eye. Leave Active D-Lighting on Auto for effortless adjustment, or select the strength level according to your shooting conditions.



With Active D-Lighting



Without Active D-Lighting



Overexposed

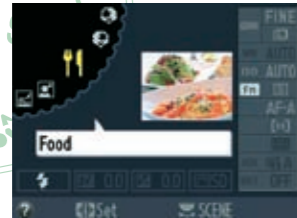


Underexposed

HDR or Active D-Lighting: Which to use?

If the contrast in your shooting scenario is extremely high and you want detail throughout the entire range, HDR is the right choice. Since this requires combining two consecutive shots, moving subjects are not appropriate. If you are shooting a moving subject, Active D-Lighting is recommended. You can use Active D-Lighting with high-speed continuous shooting as well, or combine it with HDR for stronger effects.

More Nikon innovations to help you make and enjoy better pictures



Food



Night portrait

Optimized camera settings at your fingertips — 16 Scene Modes

The D5100 has Scene Modes that match a diverse range of scenes. The five most popular modes can be found on the mode dial, while others can be selected by setting the dial to SCENE and rotating the command dial. Once you've decided, the camera automatically chooses the camera settings that will provide the best results. With Nikon's Scene Modes, you will never have to worry about complicated camera settings.



Sports



Sunset

Note: The Scene Modes available with the D5100 are Portrait, Landscape, Child, Sports, Close up, Night portrait, Night landscape, Party/indoor, Beach/snow, Sunset, Dusk/dawn, Pet portrait, Candlelight, Blossom, Autumn colors, and Food.



Brilliance whenever needed — intelligent auto pop-up flash

Vital for dark or backlit subjects, the D5100's built-in pop-up flash automatically* brightens your subject. Expect natural-looking results thanks to i-TTL flash control.



* When shooting mode is set to Auto, Portrait, Child, Close up, Night portrait, Party/indoor, Pet portrait or Color sketch.

Easy shooting for self-portraits and close-up shots — infrared receivers for remote control in both the front and rear of the camera

Remote Control ML-L3 (optional)



Optical viewfinder with approx. 95% frame coverage — for a clear view and comfortable shooting without time lag

Securely capture the moment — high-speed continuous shooting at approx. 4 frames per second




Image Sensor Cleaning function
Image sensor
Low-pass filter

Airflow Control System
Airflow control ducts

Clean and clear pictures — Nikon Integrated Dust Reduction System

Less dust means clearer images. Nikon's exclusive system helps remove dust from the optical low-pass filter in front of the sensor and move it away from crucial components inside the camera.

An extension of your hands — compact, lightweight design exemplifies Nikon's renowned ergonomics

The camera's form fits naturally into your hands, with intuitive controls that make extended shooting easy and comfortable.

Low energy consumption enables battery to last for approx. 660 frames per charge*

* Based on CIPA Standards.




Rechargeable Li-ion Battery EN-EL14 (supplied)



Let the camera select the best mode to match the scene — Scene Auto Selector

If you are shooting still pictures using Live View with Auto or Auto (flash off), Scene Auto Selector* will automatically select the most appropriate Scene Mode, choosing from Portrait, Landscape, Close up, and Night portrait. Leave it up to the D5100 to deliver optimum results, leaving you more time to concentrate on the shot.

- Portrait
- Landscape
- Close up
- Night portrait
- Auto**
- Auto (flash off)**



Captures your subject precisely with wide area coverage — 11-point AF system

The D5100's 11 focus points, including a cross-type sensor, widely cover the frame and capture the subject sharply. When using 3D-tracking (11 points) mode, the camera works together with the Scene Recognition System to keep your main subject in focus even if the composition changes.

* When using AF.
** Selected when the camera identifies situations not covered by Portrait, Landscape, Close up or Night portrait mode, or for scenes suited to Auto or Auto (flash off).

Your tools for a more dynamic performance

Limitless creativity

Create your own style — Picture Control

Customize the look and feel of your photos to suit your taste with Picture Control. Choose from six settings: Standard, Neutral, Vivid, Monochrome, Portrait and Landscape. You can adjust the settings and save them for future use.



Standard



Monochrome




Portrait



Landscape



Vivid

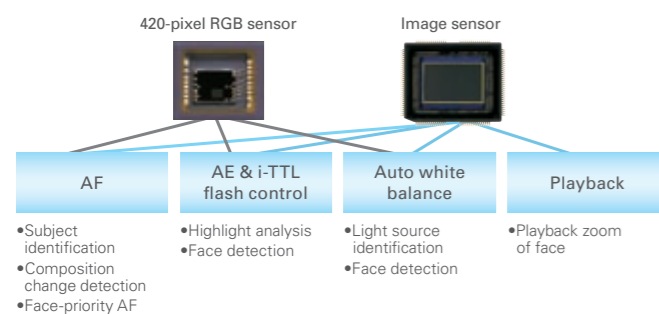


Neutral

Your in-camera assistant — Scene Recognition System

With the 420-pixel RGB sensor and CMOS image sensor working together, the D5100 is able to recognize your subject matter and optimize the auto exposure, autofocus, auto white balance and i-TTL flash control. The face-priority AF feature originates in this technology, as well.

Scene Recognition System



Silence when you need it — quiet shutter-release mode

Sometimes the sound of the shutter release may disturb your subject. Quiet shutter-release mode reduces the sound of the D5100's internal mechanisms, by slowing the mirror movement speed at the moment the image is captured, for example.



View your images on an HDTV — HDMI output interface

Enjoy pictures and movies on your television, and use the TV remote control unit to operate playback*.

* HDMI CEC-compatible TV only.



Instant, in-camera post-production — image and movie editing functions

The D5100's numerous editing functions include Resize, NEF (RAW) processing and Filter effects, such as Skylight, Warm filter and Cross screen. Along with Quick retouch and Edit movie, there are additional features such as Distortion control and Fisheye.



Fisheye



Cross screen

Other items in the Retouch Menu • D-Lighting • Red-eye correction • Trim (3:2, 4:3, 5:4, 16:9 and 1:1) • Monochrome (Black-and-white, Sepia and Cyanotype) • Filter effects (Red intensifier, Green intensifier, Blue intensifier and Soft) • Color balance • Image overlay • Straighten • Color outline • Color sketch • Perspective control • Miniature effect • Selective color

Expand your vision — NIKKOR lenses

Quality — for a world of uses

Digital SLR cameras enhance the enjoyment of shooting with a variety of interchangeable lenses. NIKKOR lenses, highly praised by photographers around the world, cover a wide range of focal lengths and provide an extensive lineup of fixed focal length, zoom, fisheye, micro and PC-E models.

Note: The D5100 is exclusively designed for use with NIKKOR AF-S and AF-I lenses that are equipped with an autofocus motor.




NIKKOR
Capture more. Create more.




AF-S DX NIKKOR 55-300mm f/4.5-5.6G ED VR

This powerful super-telephoto zoom with Vibration Reduction (VR II) lets you get close to distant subjects while shooting handheld. The strong compression effect makes for dynamic images. Great for sports and wildlife.



AF-S DX Micro NIKKOR 85mm f/3.5G ED VR

With its long working distance and Vibration Reduction (VR II), this lens enables handheld macro photography for subjects that are difficult to approach.



AF-S DX NIKKOR 35mm f/1.8G

Compact prime lenses like this one deliver beautiful background blur in portraits, as well as sharp handheld pictures at the maximum aperture — even in low light.



AF-S DX NIKKOR 10-24mm f/3.5-4.5G ED

Emphasize perspective in your pictures with this ultra-wide-angle zoom. Great for wide landscapes, as well as tight spaces such as narrow interiors.

Brilliance made easy — Speedlights

The D5100 comes equipped with a convenient built-in pop-up flash, but with optional Speedlights, inspired flash photography becomes even easier and more creative with every use. The compact and lightweight SB-400 flash unit ensures superior portability, and delivers i-TTL flash control and bounce flash capability, while the multifunctional SB-700 is compatible with various functions of the Nikon Creative Lighting System.



Bounce flash using SB-700 for more natural-looking flash effect.

• Lens: AF-S DX NIKKOR 10-24mm f/3.5-4.5G ED • Image quality: RAW (NEF)
• Exposure: [M] mode, 1/60 second, f/4 • White balance: Auto • Sensitivity: ISO 400
• Picture Control: Standard



SB-400



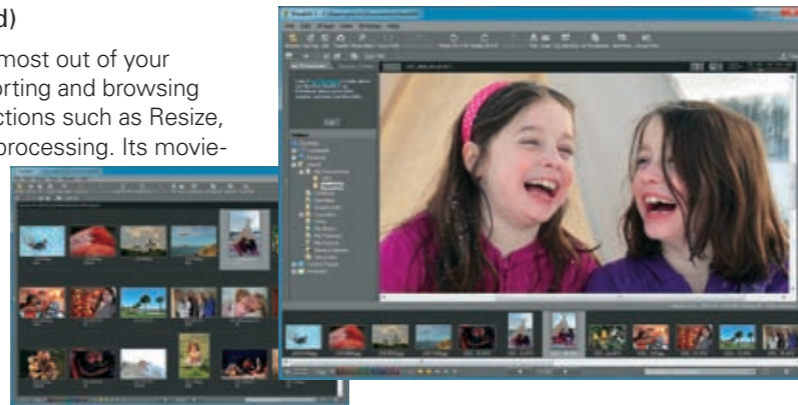
SB-700

Take your images further

Software

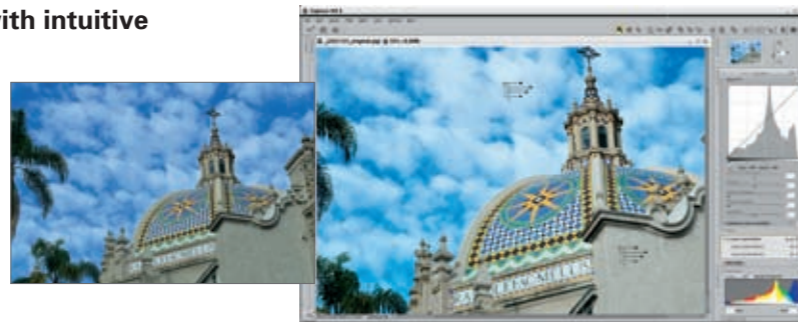
Your Imaging Toolbox — ViewNX 2 (supplied)

This simple and intuitive software helps you get the most out of your images and full HD movies. ViewNX 2 provides importing and browsing capability while also incorporating image-editing functions such as Resize, Brightness, Crop, Straighten and NEF (RAW) image processing. Its movie-editing functions help you create your own original movies quickly and easily, and Nikon's own image storing and sharing service, my Picturetown, works smoothly with ViewNX 2, allowing you to log in directly from the software for easy uploading without using a browser.



Quick and simple image-editing software with intuitive operation — Capture NX 2 (optional)

Capture NX 2 delivers superior operability and a variety of image-editing functions empowered by U Point® technology. Achieve a vast array of image-editing techniques easily by just placing various types of Control Points on your image and adjusting the slider controls. Selection Control Points enable you to apply numerous enhancements such as D-Lighting and brightness to a designated area at any level you desire.



Smart photo sharing and storage service — my Picturetown

Nikon's own image-sharing website, my Picturetown, allows you to easily store, manage and share your images with your family and friends worldwide. Membership is free and permits storage of up to 2 GB of photos and/or movies. And with an additional paid registration, you can expand your capacity to 200 GB*! Enjoy my Picturetown anytime, anywhere.

* Fees and availability may vary by country.

my **Picturetown**
<http://mypicturetown.com>



Memory card capacity

The following table shows the approximate number of pictures that can be stored on an 8 GB Toshiba R95 W80MB/s UHS-I SDHC card at different image quality and size settings.

Image quality	Image size	File size*1	No. of images*1	Buffer capacity*2
NEF (RAW) + JPEG fine*3	Large	23.9 MB	244	10
	Medium	20.8 MB	279	10
	Small	18.4 MB	311	11
NEF (RAW) + JPEG normal*3	Large	20.4 MB	285	10
	Medium	19.6 MB	307	10
	Small	17.4 MB	325	12
NEF (RAW) + JPEG basic*3	Large	18.3 MB	311	10
	Medium	17.5 MB	324	10
	Small	16.9 MB	333	12
NEF (RAW)	—	16.4 MB	343	16
JPEG fine	Large	7.1 MB	844	100
	Medium	4.4 MB	1400	100
	Small	2.0 MB	3300	100
JPEG normal	Large	3.9 MB	1600	100
	Medium	2.2 MB	2900	100
	Small	1.0 MB	6200	100
JPEG basic	Large	1.8 MB	3300	100
	Medium	1.1 MB	5700	100
	Small	0.5 MB	11400	100

Approved memory cards

The following SD memory cards have been tested and approved for use in the D5100. Cards with class 6 or faster write speeds are recommended for movie recording. Recording may end unexpectedly when cards with slower write speeds are used.

	SD memory cards	SDHC memory cards*5	SDXC memory cards*6
SanDisk	1 GB, 2 GB*4	4 GB, 8 GB, 16 GB, 32 GB	64 GB
Toshiba	1 GB, 2 GB*4	4 GB, 8 GB, 16 GB, 32 GB	64 GB
Panasonic	1 GB, 2 GB*4	4 GB, 6 GB, 8 GB, 12 GB, 16 GB, 24 GB, 32 GB	48 GB, 64 GB
Lexar Media	1 GB, 2 GB*4	4 GB, 8 GB	—
Platinum II	1 GB, 2 GB*4	4 GB, 8 GB, 16 GB, 32 GB	—
Professional	1 GB, 2 GB*4	4 GB, 8 GB, 16 GB, 32 GB	—

*1 All figures are approximate. File size varies with scene recorded.

*2 Maximum number of exposures that can be stored in memory buffer at ISO 100. Drops if long exposure noise reduction or auto distortion control is on.

*3 Image size applies to JPEG images only. Size of NEF (RAW) images cannot be changed. File size is the total for NEF (RAW) and JPEG images.

*4 Check that any card readers or other devices with which the card will be used support 2 GB cards.

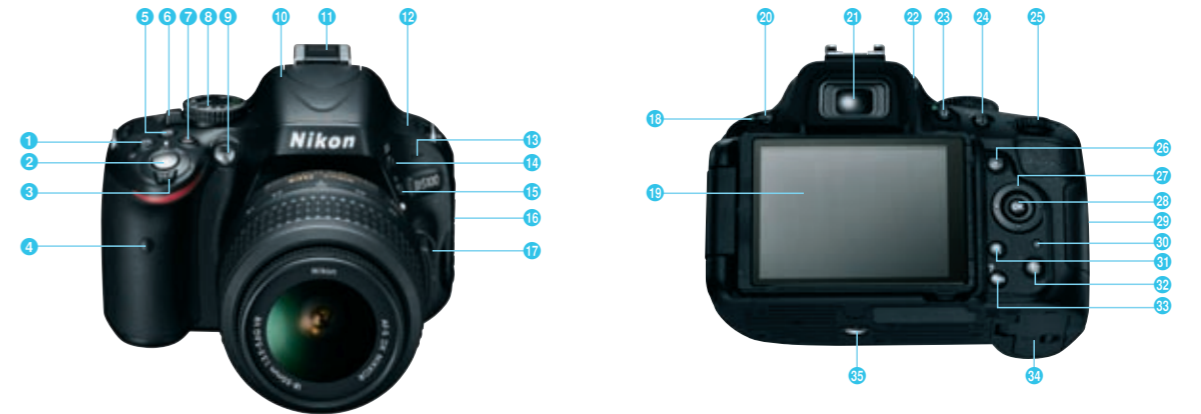
*5 Check that any card readers or other devices with which the card will be used are SDHC-compliant.

The camera supports UHS-1.

*6 Check that any card readers or other devices with which the card will be used are SDXC-compliant. The camera supports UHS-1.

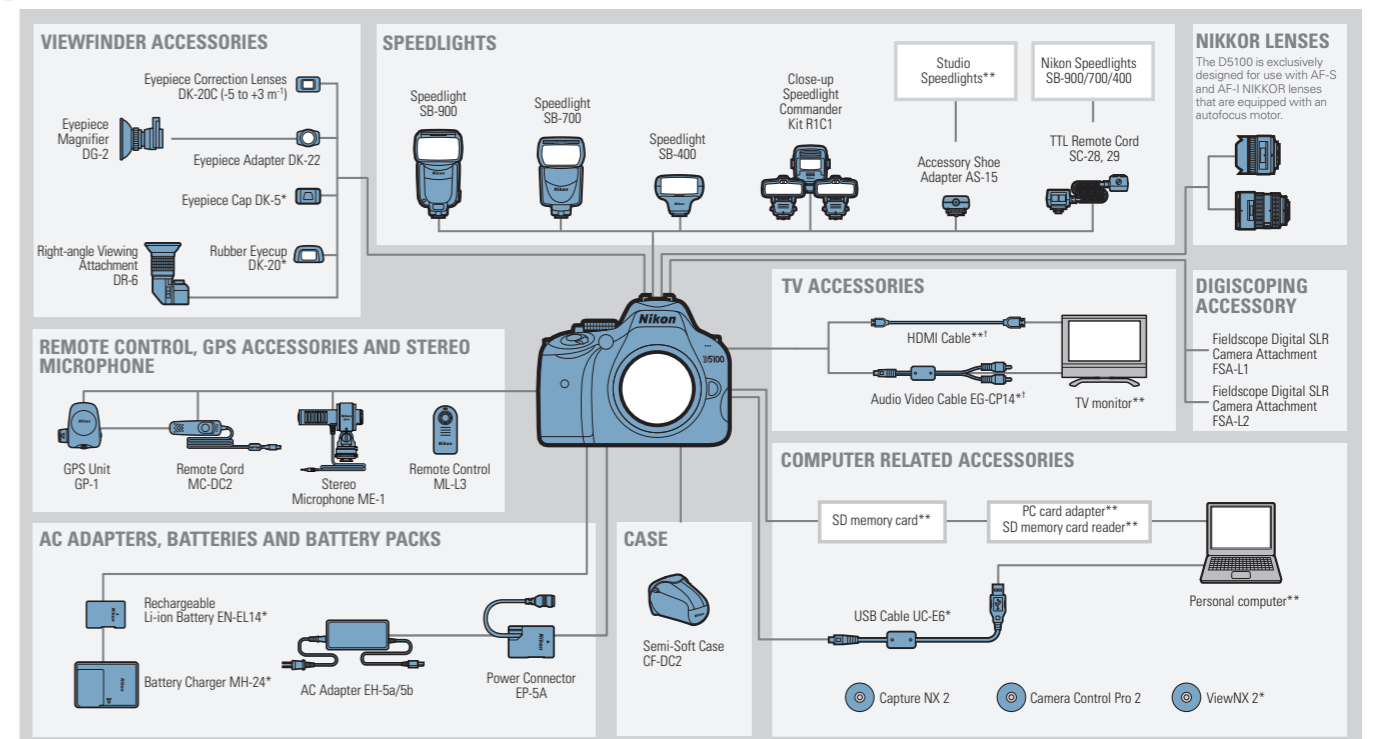


Parts and controls



- 1 Exposure compensation button/Aperture button/Flash compensation button
- 2 Shutter-release button
- 3 Power switch
- 4 Infrared receiver (front)
- 5 Information button
- 6 Live View switch
- 7 Movie-record button
- 8 Mode dial
- 9 AF-assist illuminator/Self-timer lamp/Red-eye reduction lamp
- 10 Built-in flash
- 11 Accessory shoe (for optional Speedlight unit)
- 12 Speaker
- 13 Microphone
- 14 Flash mode button/Flash compensation button
- 15 Self-timer button/Function button
- 16 Connector cover (Accessory terminal, USB and A/V connector, HDMI mini-pin connector, Connector for external microphone)
- 17 Lens release button
- 18 Infrared receiver (rear)
- 19 Monitor
- 20 Menu button/Two-button reset button
- 21 Viewfinder eyepiece
- 22 Diopter adjustment control
- 23 Information edit button/Two-button reset button
- 24 AE-L/AF-L button/Protect button
- 25 Command dial
- 26 Playback button
- 27 Multi selector
- 28 OK button
- 29 Memory card slot cover
- 30 Memory card access lamp
- 31 Playback zoom in button
- 32 Delete button
- 33 Thumbnail/playback zoom out button/Help button
- 34 Battery-chamber cover
- 35 Tripod socket

System chart



† When a movie with sound recorded in stereo using an optional Stereo Microphone ME-1 is viewed on a television connected to the camera via an audio video cable, the audio output is monaural. HDMI connections support stereo output.

*Supplied accessories **Non-Nikon products