

# N i k o n F 6 S p e c i f i c a t i o n s

**Type of camera:** Integral-motor autofocus 35mm single-lens reflex with electronically controlled focal-plane shutter

**Exposure modes:** Programmed Auto (Flexible Program possible), Shutter-Priority Auto, Aperture-Priority Auto and Manual

**Picture format:** 24 x 36mm (standard 35mm film format)

**Lens mount:** Nikon F mount (with AF coupling, AF contacts)

**Lenses usable:** Nikkor and Nikon lenses having Nikon F mount\*  
\* With limitations; see chart on page 13

**Viewfinder:** Fixed eye-level pentaprism, built-in diopter adjustment (-2.0 to +1m<sup>-1</sup>)

**Eyepoint:** 18mm (at -1.0m<sup>-1</sup>)

**Focusing screen:** B-type BriteView clear Matte screen II, interchangeable with six other optional focusing screens

**Viewfinder frame coverage:** Approx. 100%

**Finder magnification:** Approx. 0.74x with 50mm lens set to infinity at -1.0m<sup>-1</sup>

**Viewfinder information:** See page 14

**Autofocus:** TTL phase detection, Nikon Multi-CAM2000 autofocus module

**Autofocus detection range:** Approx. EV -1 to EV 19 (ISO 100, at normal temperature)

**Focus modes:** Single Servo AF and Continuous Servo AF, and Manual

**Focus Tracking:** Automatically activated in Single Servo AF or Continuous Servo AF

**Focus area:** One — or a group — of 11 focus areas can be selected

**AF Area Modes:** Single Area AF, Dynamic AF, Group Dynamic AF or Dynamic AF with Closest-Subject Priority selectable

**Focus lock:** Focus is locked by pressing AE-AF-L button or lightly pressing shutter release button in Single Servo AF

**Exposure metering:** Three built-in exposure meters — 3D Color Matrix, Center-Weighted and Spot

**Metering range (ISO 100, f/1.4 lens):** EV 0 to EV 20 in 3D Color Matrix and Center-Weighted, EV 2 to EV 20 in Spot

**Exposure compensation:** With exposure compensation button; ±5 EV range, in 1/3, 1/2 or 1 steps

**Auto Exposure Bracketing:** Number of shots: 2-7; compensation steps: 1/3, 1/2, 2/3, or 1 EV steps

**Auto Exposure Lock:** By pressing AE-L/AF-L button

**Film speed setting:** DX or Manual selectable (manual setting has priority over DX detected film speed); DX: ISO 25-5000, Manual: ISO 6-6400 in 1/3 steps

**Shutter:** Electronically controlled vertical-travel focal-plane shutter with built-in Shutter Monitor

**Shutter speeds:** 30 to 1/8,000 s (1/3 steps in S and M modes); Bulb setting available in M mode (Shutter speed can be prolonged to 30 minutes in M mode)

**Accessory shoe:** ISO518 hot-shoe contact digital data communication (sync contact, ready-light contact, TTL auto flash contact, monitor contact, GND), safety lock provided

**Sync contact:** X-contact only; flash synchronization up to 1/250 s (up to 1/8,000 s possible in AUTO FP High-Speed Sync)

**Flash control:** TTL flash control by combined five-segment TTL Multi Sensor with single-component IC and 1,005-pixel RGB sensor; i-TTL Balanced Fill-Flash with SB-800/600; Film speed range in TTL auto flash: ISO 25-1000

**Flash sync modes:** Front-curtain sync (normal sync), Red-Eye Reduction, Red-Eye Reduction with Slow Sync, Slow Sync, Rear-Curtain Sync

**Flash ready-light:** Lights up when the compatible Nikon Speedlight attached is fully charged; blinks (3 seconds after flash) for full output warning

**Sync terminal:** ISO519 terminal, lock screw provided

**Creative Lighting System:** Advanced Wireless Lighting, AUTO FP High-Speed Sync, Modeling flash, FV Lock and Wide Area AF-Assist Illuminator available with SB-800/600 Speedlights

**Self-timer:** Electronically controlled; timer duration: 10 seconds

**Depth-of-field preview button:** Press to stop-down lens aperture

**Mirror lockup:** Set using film advance mode selector

**Film loading:** Film automatically advances to first frame when camera back is closed

**Film advance modes:** Automatic advance with built-in motor; three modes available (S: One-frame advance, CL: Continuous low-speed shooting, CH: Continuous high-speed shooting, CS: Continuous silent-low-speed shooting)

**Film advance speed:** (With Continuous Servo AF (C), Manual exposure mode, shutter speed of 1/250 s or faster, 36-exposure film, CR123A-type lithium batteries [AA-type alkaline-manganese or Rechargeable Li-ion Battery EN-EL4 in Multi Power Battery Pack MB-40]) CL: Approx. 2 fps [4 fps]; CH: Approx. 5.5 fps [8 fps]; CS: Approx. 1 fps [2 fps]

**Film rewind:** Choice of automatic or manual; automatically rewinds at the end of film roll or when two film rewind buttons are pressed; rewind speed with 36-exposure film: Approx. 7 seconds (12 seconds in CS mode)

**Multiple exposure:** Activated via shooting menu

**Interval timer:** Activated via shooting menu

**Top LCD panel information:** See page 14

**Rear LCD panel information:** See page 14

**Data imprint:** Activated via shooting menu; in-frame, between-frame and 0-frame imprint possible: film speed range: ISO 50-3200 (DX)

**Internal clock:** Built-in clock; 24-hour type; leap year adjustment until December 31, 2099

**Camera back:** Hinged back; film confirmation window, AF area mode selector, multi-selector, MENU button, film speed (ISO) button, flash sync mode button, INFO button, rear LCD panel, built-in data imprint unit





**Shooting data:** Recordable number of film rolls (36 exposures): Approx. 57 rolls in basic shooting data (13 items), Approx. 31 rolls in detailed shooting data (21 items)

**10-pin remote terminal:** Equipped

**Power source:** Battery holder MS-41 provided (two 3V lithium batteries); optional Multi Power Battery Pack MB-40 and AA-type battery holder MS-40 available (for eight alkaline-manganese, lithium or Ni-MH batteries, or one Rechargeable Li-ion Battery EN-EL4); built-in backup battery

**Power switch:** Power ON, OFF and LCD panel illuminator

**Exposure meter:** Auto meter shut-off 8 seconds after power turned on if no operations are performed; activated by lightly pressing shutter release button or pressing AF start button after power is turned on

**Battery power confirmation:**  for sufficient power;  indicates batteries are beginning to lose power;  indicates batteries are just about exhausted, prepare fresh batteries; blinking  indicates replacement of batteries is necessary (shutter locks and rear LCD indications disappear)

**Usable number of 36-exposure film rolls per set of fresh batteries (Approx.):**

The usable number of film rolls was tested under the following conditions by Nikon:

## Test 1

Using an AF-S VR 24-120mm f/3.5-5.6G ED-IF lens, Vibration Reduction function on, in Continuous Servo AF with film advance mode at S and shutter speed of 1/250 second. After lightly pressing the shutter release button for 8 seconds, autofocus operation covers the full range from infinity (∞) to the closest distance and back to infinity (∞) before each shot. After the exposure meter automatically turns off, the same operation follows for the next shot.

Battery/Temperature	20°C (68°F)	-10°C (14°F)
CR123A 3V lithium	15	6
LR6/AA-size alkaline (with MB-40)	10	1
R6/AA-size Ni-MH (with MB-40)	30	30
FR6/AA-size lithium (with MB-40)	45	35
Rechargeable Li-ion EN-EL4 (with MB-40)	35	25

## Test 2

Using an AF-S VR 70-200mm f/2.8G ED-IF lens, Vibration Reduction function on, in Continuous Servo AF with film advance mode at CH and shutter speed of 1/250 second. After lightly pressing the shutter release button for 3 seconds, autofocus operation covers the full range from infinity (∞) to the closest distance and back to infinity (∞) three times before each shot. The same operation follows for the next shot.

Battery/Temperature	20°C (68°F)	-10°C (14°F)
CR123A 3V lithium	35	15
LR6/AA-size alkaline (with MB-40)	55	4
R6/AA-size Ni-MH (with MB-40)	55	50
FR6/AA-size lithium (with MB-40)	95	70
Rechargeable Li-ion EN-EL4 (with MB-40)	65	50

## Duration of Long Time (Bulb) exposure (Approx.):

Battery/Temperature	20°C (68°F)	-10°C (14°F)
CR123A 3V lithium	5 hours	3 hours
LR6/AA-size alkaline (with MB-40)	6 hours	1.5 hours
R6/AA-size Ni-MH (with MB-40)	5 hours	4 hours
FR6/AA-size lithium (with MB-40)	8.5 hours	7 hours
Rechargeable Li-ion EN-EL4 (with MB-40)	7 hours	6 hours

**Tripod socket:** 1/4 (ISO1222)

**Custom Settings:** 41 Custom Settings are available

**Two-Button Reset:** Pressing the MENU and INFO buttons simultaneously and holding them for more than 2 seconds resets various settings to their original default settings (with some exceptions)

**Dimensions (W x H x D):** Approx. 157 x 119 x 78.5mm (6.2 x 4.7 x 3.1 in.)

**Weight (without batteries):** Approx. 975g (34.4 oz.)

- Microsoft® and Windows® are either registered trademarks or trademarks of Microsoft Corporation in the United States and/or other countries.
- Macintosh® and QuickTime® are either registered trademarks or trademarks of Apple Computer Inc. in the United States and/or other countries.
- CompactFlash™ is a trademark of SanDisk Corporation.
- DuPont™ and KEVLAR® are trademarks and registered trademarks of DuPont or its affiliates.

All specifications apply when fresh batteries are used at normal temperature (20°C/68°F) under test conditions established by Nikon. Specifications and designs are subject to change without any notice or obligation on the part of the manufacturer.

© 2004 NIKON INC.



SLR CAMERA

# F6

At the heart of the image™



**WARNING**

TO ENSURE CORRECT USAGE, READ MANUALS CAREFULLY BEFORE USING YOUR EQUIPMENT.



Application period | Sept. 1 - Nov. 30, 2004

<http://nikonimaging.com/global/activity/npci>



**NIKON INC.**  
1300 Walt Whitman Road, Melville, N.Y.  
11747-3064, U.S.A.  
[www.nikonusa.com](http://www.nikonusa.com)





Nikon's new flagship professional F-SLR, the F6, signifies the depth and breadth of our vision for truly high-quality professional photography. No existing F-SLR can hope to challenge the level of refinement of the F6: ergonomically, electronically, mechanically, and in system compatibility. Every attribute of the camera has been examined, evaluated and optimized — the mechanics, the grip contours and operational sounds, just to name a few — to attain a degree of precision so extreme as to be beyond the perceptibility of even the most seasoned photographers. Nikon's F6. Designed to stimulate the five senses, by engineers who possess a sixth. It's an extraordinarily pure, stimulating photographic experience... one that has to be experienced to truly be believed



1959



1971



1980



1988




1996


# Extrasensory Perfection



**QUIET INTEGRITY** — The influence of state-of-the-art mechanics is evident in the highly refined sound of the F6 in action.



# Phenomenal Precision



Shutter Monitor

## High-precision shutter assembly

No shutter unit in any other camera comes close to matching the precision of the F6's assembly. Created from cutting-edge materials — DuPont™ KEVLAR® and a special aluminum alloy — the blades of the shutter unit offer unparalleled reliability and are extremely lightweight, for lightning-quick movement. For enhanced accuracy, test movement of the blades is carefully analyzed using a high-speed video camera and computer simulations, enabling unprecedented precision even at shutter speeds of up to 1/8,000 second. Shutter performance is kept consistently accurate by the Shutter Monitor, which scrutinizes every single shutter release. Should the shutter speed vary even slightly from the calibrated speed, the camera automatically compensates to maintain accurate exposure. The ultimate in precision and reliability, under even the most demanding conditions.

## Mirror mechanism for optimum viewing

The time required to lower the mirror has been greatly reduced thanks to the F6's mirror balance mechanism, which minimizes mirror bounce. Viewing time is increased, allowing more time for AF operation — this is one reason the F6 can offer


autofocus and Focus Tracking at motor speeds of up to 8 fps, shot after shot. Mirror movement is stabilized and vibration reduced by the Mirror Balancer. This advantage is particularly beneficial during long-time exposure and also with long telephoto lenses when close focusing. In conjunction with the bright, easy-to-view 0.74x viewfinder, the Mirror Balancer provides distinct advantages that give you sharper views whenever and wherever the defining moment occurs.

## Minimized operational sound and vibration

The F6 mechanics offer fast, accurate, virtually noise-free movement. The shutter unit, aperture control mechanics and shutter charge motor each feature a floating-type design to suppress internal vibration. Nikon engineers, intent on subduing the camera's operational sounds, used a professional audio room to properly gauge their quality and frequency. The degree of vibration to which every part of the camera would be subjected was measured. This meticulous approach has resulted in a camera comprised of parts that have been highly refined for absolute minimum vibration, and frequency of movement attenuated to a level below that detectable by the human ear.

## Highly efficient mechanics


The development of the F6 marks the first time 3D computer movement analysis has ever been applied to an SLR. This technique reveals the degree of power distributed to or generated by particular parts in specific directions. This made it possible for us to optimize the mechanical operation of the camera with fewer parts, leading to lower power consumption, higher efficiency and increased durability and reliability.



Rear chassis — film rewind and shutter charge mechanism



**CAPTURING BRILLIANCE** — The 0.74x viewfinder displays radiant colors in every hue imaginable, and the F6's superior control features do the rest.



# Supreme Sensitivity

## Autofocus



AF sensors for 11-area wide autofocus system

### 11-Area High-Speed Autofocus System

Featuring eleven AF sensors — including nine cross-type sensors which provide viewing area coverage of approximately 50% horizontally and approximately 29% vertically — the Multi-CAM2000 AF sensor module responds quickly and delivers razor-sharp focus even in the most challenging conditions. The cross-type sensors function with all AF Nikkor lenses, and enable enhanced small-area or low-contrast subject detection. Furthermore, large sensors help make possible smooth, swift AF operation with markedly wider defocus detection capability.

### Dynamic AF Operation

Even when shooting a moving subject, the F6's Dynamic AF ensures highly precise focusing, by shifting rapidly to the focus area to which the subject has moved. In Dynamic AF mode, one of three available modes, you can assign priority to the most suitable focus area for your composition. Engage Closest-Subject-Priority Dynamic AF mode to have the F6 select the appropriate area for you. And for optimum results when attempting to capture a moving subject, use Group Dynamic AF mode. Select several adjacent focus areas (center, top, bottom, left, right), and the camera automatically focuses on the closest subject in either of the selected areas.

AF Area Mode selector



## Exposure Metering

### 3D Color Matrix Metering

The F6's 3D Color Matrix Metering offers enhanced precision thanks largely to an improved scene-detecting algorithm. It analyzes numerous aspects of existing scene conditions — including brightness, contrast, selected focus area, subject-to-camera distance and color — and, after comparing them to the meter's database, gives you super-precise exposure control, faithfully preserving the ambience of the scene.



RGB Sensor for exposure metering


### Flexible Center-Weighted and Spot Metering

Nikon's own Flexible Center-Weighted Metering provides you with the option of selecting the size of the sensing area from Custom Settings. And Spot Metering changes to correspond with the focus area you've selected.

## Flash Control

### i-TTL Balanced Fill-Flash

The F6 supports Nikon's newest and most advanced Flash Control system, the i-TTL system, providing unsurpassed results and myriad creative possibilities. The key to i-TTL Flash Control's superiority is Nikon's new Advanced Flash Data Communication system. Incorporating an all-new technique for executing monitor pre-flash, along with unparalleled wireless operation, the system boosts i-TTL Flash Control performance even beyond Nikon's acclaimed 3D Multi-Sensor Balanced Fill-Flash systems. i-TTL is at the heart of Nikon's Creative Lighting System and Advanced Wireless Control.




TTL Multi Sensor for i-TTL flash control





**ENDURE THE ELEMENTS — The strength to weather nature's most rugged conditions is apparent in the construction of the F6.**



*Actual photo from dust resistance testing*

## Remarkable Reliability

### Harsh environmental testing

To ensure the camera could withstand the most severe conditions and environments, the F6 has been subjected to rigorous testing. Even the lubricants applied to gear parts are the very best available, assuring peak performance in extreme temperatures and high humidity. The F6's astonishing

reliability is a function of our "right material for the right place" approach. Our engineers considered countless situations for camera use, then submitted the F6 to real-life testing to assure exceptional dependability even in extreme conditions.

### Camera ergonomics

The first time you handle the F6, you're seduced by the strikingly comfortable, genuine design. Every curve, every contour has been achieved through advanced computer-aided design. But that's just the tip of the iceberg. Nikon spent an unprecedented amount of time sculpting the contours of the grip, to ensure greater comfort and superior control during extended use. And you'll soon see that the button and dial design and layout is every bit as attractive as it is intelligent. In our quest for new levels of ergonomic achievement, we've left no part of the camera's exterior ignored.

### Unrivaled durability

Imagine, as a photographer, the places or conditions in which you are the most concerned about the toughness of your photographic tools. Now look at the F6 — an aluminum-alloy die-cast chassis; magnesium-

alloy front body and covers (top, bottom); strategically placed rubber surfaces; an easy-to-grip texture, and a shutter that has undergone testing up to 150,000 cycles. The F6 features the strength, rigidity and durability to perform. Put it to the test and see for yourself.

### Multiple power sources

The F6's standard power source, two CR123A 3V lithium batteries enable high-speed film advance at 5.5 fps. Or you can choose the optional, multifaceted Multi Power Battery Pack MB-40. It accommodates eight 1.5V LR6 (AA-size alkaline), 1.5V LR6 (AA-size lithium) or 1.2V



R6/AA-size Ni-MH batteries, or the Rechargeable Li-ion Battery EN-EL4. With the MB-40 attached, you can enjoy an even faster film advance speed of 8 fps. The MB-40 also incorporates a vertical grip shutter release, an AF Start button, Multi-selector and Command Dials for more comfortable and responsive shooting.



*Multi Power Battery Pack MB-40*



*Rechargeable Li-ion Battery EN-EL4*



# Formidable Flexibility

## Exposure modes

Programmed Auto (P) mode offers automatic shutter speed and aperture settings. In Flexible Program, rotate the Main-Command Dial to choose settings other than those automatically selected. Shutter-Priority Auto (S) lets you manually set shutter speeds ranging from 1/8,000 to 30 seconds. In Aperture-Priority Auto (A), you can choose from available apertures in 1/3 EV steps. For complete control over exposure settings, select Manual (M) mode.

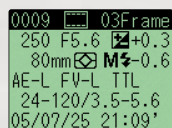


5.5 fps (or 8 fps with optional Multi Power Battery Pack MB-40), and Continuous Silent (CS) for nearly silent operation at approximately 1 fps. The F6 also offers manual rewind capability.



## Data back functions

Access built-in data back functions easily via the rear LCD panel and Multi Selector. Functions include data imprint (in-frame or between-frame), Multiple exposure and Interval timer. You also have control over 41 Custom Settings. The recorded data of each shot can be downloaded to your computer as text data via optional Data Reader MV-1.



Exposure data display (rear LCD)

## Exposure compensation/AE Bracketing

Control exposure compensation manually from +5 EV to -5 EV in 1/3 EV steps. Automatic Bracketing allows you to shoot the same scene two or three times at exposure values differing in increments of 1/3, 1/2, 2/3, or 1 EV.

## Film advance modes

The four modes available are Single (S), Continuous Low-Speed (CL) for up to approx. 2 frames per second (fps), Continuous High-Speed (CH) for up to



## Custom Settings

## Nikon Film Scanners

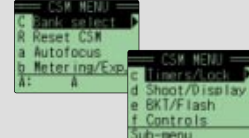
### SUPER COOLSCAN 5000 ED/ COOLSCAN V ED

These scanners enable high-quality scanning with a true optical resolution of 4,000 dpi, delivering exceptionally sharp digital images. The award-winning 5000 ED offers unmatched scanning speeds of 20 seconds per image — there's no more efficient way to create an archive of shots you've captured with your F6.



You can personalize your F6 exactly as you wish. Any of the 41 Custom Settings (in six groups) can be easily selected and adjusted, as they are clearly displayed on the rear LCD panel.

Custom Setting Menu



### C: Bank select

Groups of custom settings are stored in four banks (A, B, C and D)

### R: Reset CSM

Select one of the banks above to reset all of its Custom Settings to the factory values.

### a: Autofocus

- a1: AF-C priority operation
- a2: AF-S priority operation
- a3: Group dynamic AF operation
- a4: AF Activation

- a5: Focus area illumination
- a6: Focus area selection
- a7: Vertical AF start button
- a8: M/A mode

### b: Metering/Exposure

- b1: EV step for shutter speed/aperture
- b2: EV step for exposure compensation
- b3: Exposure compensation by Command Dial only
- b4: Diameter of Center-Weighted metering area

- b5: Extended shutter speed in M mode
- b6: Compensation for focusing screen

### c: Timer/Lock

- c1: AE lock operation
- c2: AE-L/AF-L operation
- c3: AF-ON/AE-L button operation
- c4: Auto meter-off duration
- c5: Self-timer duration

### d: Shoot/Display

- d1: Film loading operation
- d2: Film rewind operation

- d3: Film leader status after rewind
- d4: Last frame number for auto rewind
- d5: Film advance speed (fps) for CH mode with MB-40
- d6: DX warning
- d7: Rear LCD panel information
- d8: Imprint density
- d9: MB-40 battery indication

### e: Bracketing/Flash

- e1: Top flash sync speed setting
- e2: Slowest flash sync speed setting
- e3: AA flash mode
- e4: Modeling flash activation by depth-of-field preview button
- e5: AE/Flash bracketing
- e6: Exposure bracketing in M mode
- e7: Bracketing order
- e8: Bracketing setting operation

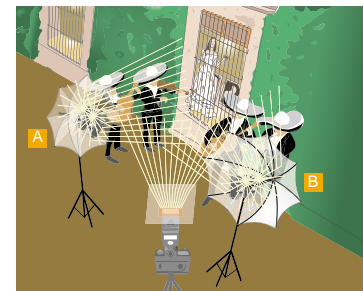
### f: Controls

- f1: Center click of Multi-selector
- f2: AE meter/AF activation by Multi-selector
- f3: FUNC button assignment
- f4: Command Dials' function
- f5: Button press-and-release operation

# Extra Lighting

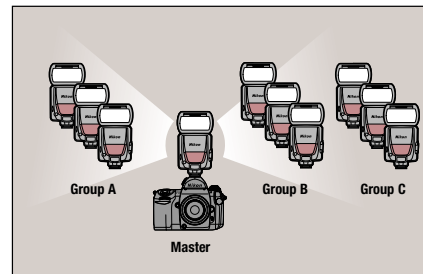


The master SB-800 attached to the F6 is fitted with an orange color filter for frontal illumination. Each of Group A's two SB-800s has a Diffusion Dome SW-10H attached, and provides illumination for the woman on the balcony, while Group B's two SB-800s are each fitted with an orange color filter for illumination of the mariachis to the right.



## Creative Lighting System and Advanced Wireless Lighting

Wireless multiple flash can be performed just as easily as with an on-camera Speedlight, affording you the



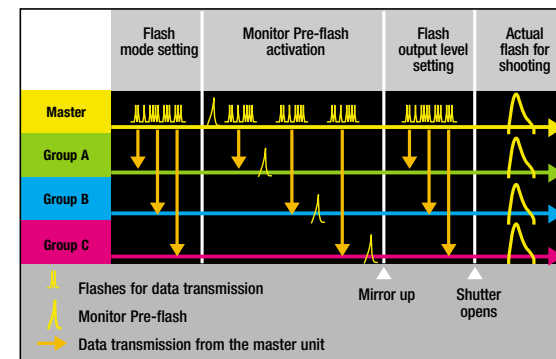
freedom to test the seemingly limitless creative potential of the system. You can also enjoy comprehensive control over scene lighting when using Nikon's i-TTL Speedlights SB-800/SB-600 as they can be separated into as many as four groups (the master\* and three i-TTL Speedlight groups). Control independent flash mode settings and adjustment of compensation values for each group's flash output level via the master. To pre-check a scene for illumination and shadows, there's the

## Auto FP High-Speed Sync

Modeling Flash function. And each group can comprise as many Speedlights as you want, virtually putting you in total command of background lighting.

Advanced fill-flash photography even in brighter conditions and when using fast-aperture lenses, is now more effective. As conditions call for a faster shutter speed, the activated Auto FP high-Speed Sync and Nikon's compatible Speedlights allow flash photography at up to 1/8,000 second, the camera's top shutter speed. This system enables fill-flash photography in brighter light and under faster action conditions.

\*The SB-600 cannot be used as a master unit.



### Advanced Wireless Lighting procedure

Flash mode and other types of information are transmitted from the master unit in the form of a series of low-level flashes to each remote unit. In TTL mode, the camera's RGB metering sensor detects Monitor Pre-flashes to determine each flash unit's flash output level.

# The Optics



## Compatible Lenses

AF Nikkors	AF 14mm f/2.8 ED	AF-S Teleconverter TC-14E II	35mm f/1.4
AF-S 17-35mm f/2.8 ED-IF	AF 18mm f/2.8D	AF-S Teleconverter TC-17E II	50mm f/1.2
AF 18-35mm f/3.5-4.5D ED-IF	AF 20mm f/2.8D	AF-S Teleconverter TC-20E II	85mm f/1.4
AF 24-85mm f/2.8-4D IF	AF 24mm f/2.8D	AF Fisheye 16mm f/2.8D	105mm f/2.5
AF-S 24-85mm f/3.5-4.5G ED-IF	AF 28mm f/1.4D	AF Micro 60mm f/2.8D	135mm f/2.8
AF-S VR 24-120mm f/3.5-5.6G ED-IF	AF 28mm f/2.8D	AF Micro 105mm f/2.8D	Micro 55mm f/2.8
AF-S 28-70mm f/2.8 ED-IF	AF 35mm f/2D	AF Micro 200mm f/4D ED-IF	Micro 200mm f/4 IF
AF 28-80mm f/3.3-5.6G	AF 50mm f/1.4D	AF Micro 70-180mm f/4.5-5.6D ED	PC Micro 85mm f/2.8D
AF 28-100mm f/3.5-5.6G	AF 50mm f/1.8D	AF DC 105mm f/2D	Other Nikkors
AF 28-105mm f/3.5-4.5D IF	AF 85mm f/1.4D IF	AF DC 135mm f/2D	Reflex 500mm f/8
AF 28-200mm f/3.5-5.6G ED-IF	AF 85mm f/1.8D	Al-P-type Nikkors	Reflex 1000mm f/11
AF 35-70mm f/2.8D	AF 180mm f/2.8D ED-IF	45mm f/2.8 P	PC 28mm f/3.5
AF-S VR 70-200mm f/2.8G ED-IF	AF-S VR 200mm f/2G ED-IF	Al- and Al-S-type Nikkors	
AF 70-300mm f/4-5.6D ED	AF-S 300mm f/2.8D ED-IF II	35-200mm f/3.5-4.5	
AF 70-300mm f/4-5.6G	AF-S 300mm f/4D ED-IF	70-210mm f/4.5-5.6	
AF 80-200mm f/2.8D ED	AF-S 400mm f/2.8D ED-IF II	24mm f/2	
AF VR 80-400mm f/4.5-5.6D ED	AF-S 500mm f/4D ED-IF II	28mm f/2	
AF-S VR 200-400mm f/4G ED-IF	AF-S 600mm f/4D ED-IF II		

## Lens Compatibility Chart (DX and IX-Nikkor lenses cannot be used.)

Lens	Focusing		Exposure mode				Metering system		
	AF	Electronic Range-finder <sup>1</sup>	P mode	S mode	A mode	M mode	Color Matrix	Center-Weighted	Spot
AF-S & D-/G-type AF Nikkors <sup>2</sup>	✓	✓	✓	✓	✓	✓	✓ <sup>3</sup>	✓	✓
AF-S & AF-I Teleconverters <sup>4</sup>	✓ <sup>1</sup>	✓	✓	✓	✓	✓	✓ <sup>3</sup>	✓	✓
Non-D-type AF Nikkors	✓ <sup>5</sup>	✓ <sup>5</sup>	✓	✓	✓	✓	✓	✓	✓
Al-P-type Nikkors	—	✓	✓	✓	✓	✓	✓	✓	✓
Al-type Nikkors	—	✓	—	—	✓	✓	✓ <sup>6</sup>	✓	✓ <sup>7</sup>
Reflex-Nikkors	—	—	—	—	✓	✓	—	✓ <sup>8</sup>	✓ <sup>7, 8</sup>
PC-Nikkor	—	✓	—	—	✓ <sup>9</sup>	✓ <sup>10</sup>	✓ <sup>6</sup>	✓	✓ <sup>7</sup>
D-type PC-Nikkor <sup>11</sup>	—	✓ <sup>12</sup>	—	—	—	✓	✓ <sup>3</sup>	✓	✓
Al-type Teleconverters	—	✓	—	—	✓	✓	✓ <sup>6</sup>	✓	✓ <sup>7</sup>
Bellows Focusing Attachment PB-6 <sup>13</sup>	—	✓	—	—	✓ <sup>14</sup>	✓ <sup>15</sup>	✓ <sup>6, 16</sup>	✓ <sup>16</sup>	✓ <sup>7, 16</sup>

✓ Compatible — Incompatible

## Nikon F-mount

Nikon's legendary lens mount is also part of the F6, and it allows you to use any Nikkor lens in the incredibly deep, varied lineup. When shooting with a non-CPU manual focus Nikkor lens, you can employ 1,005-pixel Color Matrix Metering once you've entered the lens' focal length and maximum aperture in the camera's memory. The F6 can store this data for as many as ten such lenses at a time.

## Nikon's exclusive lens technologies

Nikon Super Integrated Coating (SIC) delivers fabulous contrast, color rendition, image sharpness and consistency throughout the Nikkor optics. Chromatic aberration is minimized by Extra-low Dispersion (ED) glass elements. Nikon's own Close-Range Correction (CRC) offers superb quality throughout the zoom range. The Silent Wave Motor (SWM) greatly enhances precision and reduces noise in AF operation. And Vibration Reduction (VR) automatically diminishes image blur caused by camera shake. The quality is equivalent to shooting at a shutter speed three stops faster.

- With maximum effective aperture of f/5.6 or faster.
- G-type Nikkor has no aperture ring. Aperture should be selected from camera body.
- 3D Color Matrix Metering is selected.
- Compatible with AF-S and AF-I Nikkor lenses except AF-S 17-35mm f/2.8 ED-IF, AF-S 24-85mm f/3.5-4.5G ED-IF, AF-S VR 24-120mm f/3.5-5.6G ED-IF and AF-S 28-70mm f/2.8D ED-IF.
- When AF 80-200mm f/2.8, AF 35-70mm f/2.8 or AF 28-85mm f/3.5-4.5 is used in a telephoto zoom position at close range, the image on the clear matte field may not coincide with the focus indication. In this case, focus manually using clear matte field.
- With focal length and maximum aperture registered in "setting lens data".
- Exposure metering area is locked to the center focus area.
- Go to "b6: Screen Comp." in Custom Settings and adjust the compensation value as indicated on the supplied "Focusing Screen Selector Chart".
- By stop-down metering. Exposure is determined by pre-setting lens aperture.
- The camera's exposure metering and flash control system do not work properly when shifting and/or tilting the lens, or when using an aperture other than the maximum aperture.
- Without shifting and/or tilting the lens.
- Auto Extension Ring PK-11A, 12 or 13 is necessary.
- By stop-down metering. Exposure is determined by stopping-down aperture on the bellows. Exposure must also be determined before shooting.
- By stop-down metering. Exposure is determined before shooting.
- By stop-down metering. Go to "b6: Screen Comp." in Custom Settings and select "+0.5".



# The Controls



**Film rewind**  
You can choose automatic or manual film rewind. Automatic film rewind at the end of film roll is also possible.



**Function button**  
Customize the Function Button to perform the task you want — including FV Lock, AE-L/AF-L, Flash Cancel and Metering mode.

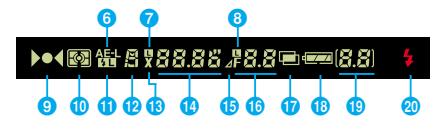
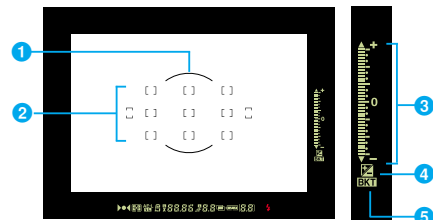


**Multi-selector**  
Lets you select focus area when shooting; allows you to select the function in Menu mode.

## Nomenclature

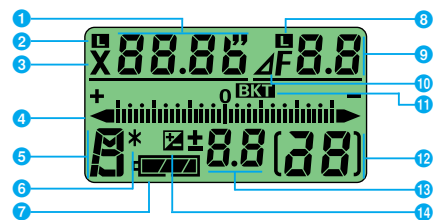
- 1 Shutter release button
- 2 Power switch
- 3 Sub-Command Dial
- 4 Depth-of-field preview button
- 5 Function button
- 6 Self-timer indicator LED
- 7 Film advance mode selector lock release
- 8 Sync terminal
- 9 10-pin terminal
- 10 Lens release button
- 11 Focus mode selector
- 12 Eyepiece shutter lever
- 13 Viewfinder
- 14 Auto Exposure Bracketing/Film rewind (R2) button
- 15 Command lock button
- 16 Rear LCD panel
- 17 Film confirmation window
- 18 Film speed (ISO) button
- 19 MENU button
- 20 Flash sync mode button
- 21 INFO button
- 22 Metering system selector lock release
- 23 Metering system selector
- 24 Diopter adjustment knob
- 25 AE/AF-L button
- 26 AF start button
- 27 Main-Command Dial
- 28 Multi-selector
- 29 Multi-selector lock lever
- 30 AF Area mode selector
- 31 Film rewind (R1) button
- 32 Camera strap eyelet
- 33 Film rewind crank
- 34 Film advance mode
- 35 Exposure mode button
- 36 Exposure compensation button
- 37 Camera strap eyelet
- 38 Top LCD panel
- 39 Accessory shoe

## Viewfinder Information



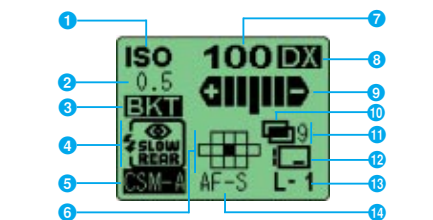
- 1 12mm-dia. reference circle for Center-Weighted Metering area
- 2 Focus area (focus brackets)
- 3 Electronic analog exposure display
- 4 Exposure compensation
- 5 Auto Exposure Bracketing
- 6 Auto Exposure Lock
- 7 Shutter speed lock
- 8 Aperture lock
- 9 Focus indicators
- 10 Metering system
- 11 FV lock
- 12 Exposure mode
- 13 Sync speed
- 14 Shutter speed
- 15 Aperture stop
- 16 Aperture
- 17 Multiple exposure
- 18 Battery power
- 19 Frame counter/Exposure compensation value
- 20 Flash ready-light

## Top LCD Panel Indications



- 1 Shutter speed
- 2 Shutter speed lock
- 3 Sync speed
- 4 Electronic analog exposure display
- 5 Exposure mode
- 6 Flexible program
- 7 Battery power
- 8 Aperture lock
- 9 Aperture
- 10 Aperture stop
- 11 Auto Exposure Bracketing
- 12 Frame counter
- 13 Exposure compensation value
- 14 Exposure compensation

## Rear LCD Panel Shooting Data Indications (Normal\*)



- 1 ISO
- 2 EV steps in Auto Exposure Bracketing
- 3 Auto Exposure Bracketing
- 4 Flash sync mode
- 5 Custom Setting
- 6 Focus area
- 7 Film speed
- 8 DX
- 9 Auto Exposure Bracketing status
- 10 Multiple exposures
- 11 Number of shots in multiple exposure
- 12 Data imprint
- 13 Lens number
- 14 AF servo mode

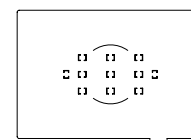
\*In addition to Normal display, Detailed and Large displays are available.

# The System

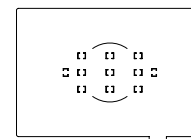
## Viewfinder Accessories

### Interchangeable Focusing Screens

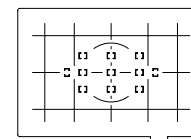
These special Nikon optics are ideal for manual focusing and as composition aides, and have no effect whatsoever on the F6's autofocus operation. All are made of Nikon ground glass. There are seven types available (B, U, E, M, J, A, and L).



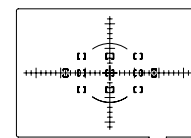
**Type B:** This standard screen offers unobstructed viewing and easy focusing on its overall matte surfaces.



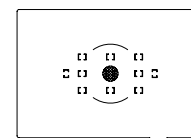
**Type U:** For lenses with focal lengths longer than 200mm.



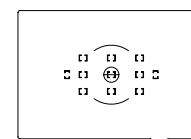
**Type E:** Its grid patterns help you to compose a picture.



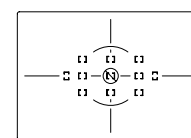
**Type M:** This shows cross hair and millimeter scales. Ideal for high-magnification close-ups and astrophotography.



**Type J:** Enables manual focusing with microprism. Suitable for general photography



**Type A:** Features a matte Fresnel field with split-image rangefinder and microprism collar.



**Type L:** Same as Type A but with split-image rangefinder line at a 45° angle.

## Eyepiece Correction Lenses

Five optional eyepiece correction lenses allow you to adjust the diopter beyond its standard range of -3 to +1m<sup>-1</sup>.

## Rubber Eyecup DK-17

Increases viewing comfort and prevents stray light from entering the viewfinder.

## Antifog Finder Eyepiece DK-17A

Made from a transparent plastic and features a special surface coating which reduces fogging on the eyepiece.

## Right-Angle Viewing Attachment DR-5

Provides an upright, frontward-facing image with right-angle viewing. Select a reproduction ratio of 1:1 or 2:1.

## Eyepiece Magnifier DG-2

Provides 2x magnification of the central portion of the viewfinder image. Optional Eyepiece Adapter DK-7 is required when attaching to the F6.

## Close-up Accessories

### Auto Extension Rings PK-11A/12/13

Slide on and off your camera in seconds for a wider range of reproduction ratios.

### Bellows Attachment PB-6

Mount between the F6 and the lens for close-up and macro photography. Optional accessories include PB-6E Extension Bellows, PB-6M Macro Copy Stand and PS-6 Slide Copying Adapter.



## Macro Adapter Ring BR-2A

Enables lenses to be mounted in reverse for a relatively high reproduction ratio.

## Focusing Stage PG-2

Simplifies close-up focusing when using a tripod-mounted camera.

## Close-Up Attachment Lenses

Make close-up photography much easier.

## TTL Macro Speedlight SB-29s

Gives you the choice of flash-front or selective-relief lighting.

## Remote control accessories

### Modulte Remote Control Set ML-3

Provides infrared LED beam remote control for two separate channels to enable automatic camera operation from a distance of up to 8 meters (26 ft.).

### Remote Cord MC-20 (0.8m/2.6 ft.)

Enables remote firing of the F6 and setting of exposures up to 9 hrs. 59 min. 59 sec. long. The exposure time appears in the rear LCD.

### Remote Cord MC-30 (0.8m/2.6 ft.)

Enables remote firing with a trigger-lock function.

### Extension Cord MC-21 (3m/9.8 ft.)

Available for 10-pin remote accessories.

### Connecting Cord MC-23 (0.4m/1.3 ft.)

Connects two F6 cameras for simultaneous shutter release.

## Data Communication Accessories

### Data Reader MV-1

Transfers shooting data stored in the F6 to a CompactFlash™ card. Data then can be transferred from the memory card to your personal computer.