





## Nikon Digital SLR Camera D600 Specifications

Type of camera	Single-lens reflex digital camera
Lens mount	Nikon F mount (with AF coupling and AF contacts)
Effective pixels	24.3 million
Image sensor	35.9 × 24.0 mm CMOS sensor (Nikon FX format)
Total pixels	24.7 million
Dust-reduction system	Image sensor cleaning, Image Dust Off reference data (optional Capture NX 2 software required)
Image size (pixels)	<ul style="list-style-type: none"> <li>FX format (36×24): 6,016 × 4,016 (L), 4,512 × 3,008 (M), 3,008 × 2,008 (S)</li> <li>DX format (24×16): 3,936 × 2,624 (L), 2,944 × 1,968 (M), 1,968 × 1,312 (S)</li> <li>FX-format photographs taken in movie live view: 6,016 × 3,376 (L), 4,512 × 2,528 (M), 3,008 × 1,688 (S)</li> <li>DX-format photographs taken in movie live view: 3,936 × 2,224 (L), 2,944 × 1,664 (M), 1,968 × 1,112 (S)</li> </ul>
File format	<ul style="list-style-type: none"> <li>NEF (RAW): 12 or 14 bit, lossless compressed or compressed</li> <li>JPEG: JPEG-Baseline compliant with fine (approx. 1:4), normal (approx. 1:8) or basic (approx. 1:16) compression (Size priority); Optimal quality compression available</li> <li>NEF (RAW)+JPEG: Single photograph recorded in both NEF (RAW) and JPEG formats</li> </ul>
Picture Control System	Standard, Neutral, Vivid, Monochrome, Portrait, Landscape; selected Picture Control can be modified; storage for custom Picture Controls
Storage media	SD (Secure Digital) and UHS-1 compliant SDHC and SDXC memory cards
Double card slots	Slot 2 can be used for overflow or backup storage or for separate storage of copies created using NEF+JPEG; pictures can be copied between cards
File system	DCF (Design Rule for Camera File System) 2.0, DPOF (Digital Print Order Format), Exif (Exchangeable Image File Format for Digital Still Cameras) 2.3, PictBridge
Viewfinder	Eye-level pentaprism single-lens reflex viewfinder
Frame coverage	<ul style="list-style-type: none"> <li>FX (36×24): Approx. 100% horizontal and 100% vertical</li> <li>DX (24×16): Approx. 97% horizontal and 97% vertical</li> </ul>
Magnification	Approx. 0.7× (50 mm f/1.4 lens at infinity, -1.0 m <sup>-1</sup> )
Eyepoint	21 mm (-1.0 m <sup>-1</sup> ; from center surface of viewfinder eyepiece lens)
Dioptr adjustment	-3 to +1 m <sup>-1</sup>
Focusing screen	Type B BriteView Clear Matte Mark VIII screen with AF area brackets (framing grid can be displayed)
Reflex mirror	Quick return
Depth-of-field preview	Pressing depth-of-field preview button stops lens aperture down to value selected by user (A and M modes) or by camera (other modes)
Lens aperture	Instant return, electronically controlled
Compatible lenses	<p>Compatible with AF NIKKOR lenses, including type G and D lenses (some restrictions apply to PC lenses), DX lenses [using DX (24×16) image area], AI-P NIKKOR lenses, and non-CPU AI lenses (A and M modes only); IX-NIKKOR lenses, lenses for the F3AF, and non-AI lenses cannot be used</p> <p>The electronic rangefinder can be used with lenses that have a maximum aperture of f/5.6 or faster (the electronic rangefinder supports the center 7 focus points with lenses that have a maximum aperture of f/8 or faster and the center 33 focus points with lenses that have a maximum aperture of f/6.8 or faster)</p>
Shutter type	Electronically-controlled vertical-travel focal-plane shutter
Shutter speed	1/4,000 to 30 s in steps of 1/3 or 1/2 EV, bulb, time (requires optional ML-L3 Remote Control), X200
Flash sync speed	X=1/200 s; synchronizes with shutter at 1/250 s or slower (flash range drops at speeds between 1/200 and 1/250 s)
Release modes	S (single frame), CL (continuous low speed), CH (continuous high speed), Q (quiet shutter-release),  (self-timer),  (remote control), MUP (mirror up)
Frame advance rate	Approx. 1 to 5 fps (CL) or approx. 5.5 fps (CH)
Self-timer	2 s, 5 s, 10 s, 20 s; 1 to 9 exposures at intervals of 0.5, 1, 2 or 3 s
Remote release modes	Delayed remote, quick-response remote, remote mirror-up
Exposure metering	TTL exposure metering using 2,016-pixel RGB sensor
Metering method	<ul style="list-style-type: none"> <li>Matrix: 3D color matrix metering II (type G and D lenses); color matrix metering II (other CPU lenses); color matrix metering available with non-CPU lenses if user provides lens data</li> <li>Center-weighted: Weight of 75% given to 12-mm circle in center of frame; diameter of circle can be changed to 8, 15 or 20 mm, or weighting can be based on average of entire frame (non-CPU lenses use 12-mm circle or average of entire frame)</li> <li>Spot: Meters 4-mm circle (about 1.5% of frame) centered on selected focus point (on center focus point when non-CPU lens is used)</li> </ul>
Metering range	<ul style="list-style-type: none"> <li>Matrix or center-weighted metering: 0 to 20 EV</li> <li>Spot metering: 2 to 20 EV</li> </ul>
(ISO 100, f/1.4 lens, 68°F/20°C)	
Exposure meter coupling	Combined CPU and AI
Exposure modes	Auto (auto; auto [flash off]), scene (portrait, landscape, child, sports, close up, night portrait, night landscape, party/indoor, beach/snow, sunset, dusk/dawn, pet portrait, candlelight, blossom, autumn colors, food, silhouette, high key, low key), programmed auto with flexible program (P), shutter-priority auto (S), aperture-priority auto (A), manual (M), U1 (user settings 1), U2 (user settings 2)
Exposure compensation	-5 to +5 EV in increments of 1/3 or 1/2 EV
Exposure bracketing	2 to 3 frames in steps of 1/3, 1/2, 2/3, 1, 2 or 3 EV
Exposure lock	Luminosity locked at detected value with AE-L/AF-L button
ISO sensitivity	ISO 100 to 6400 in steps of 1/3 or 1/2 EV; can also be set to approx. 0.3, 0.5, 0.7 or 1 EV (ISO 50 equivalent) below ISO 100 or to approx. 0.3, 0.5, 0.7, 1 or 2 EV (ISO 25600 equivalent) above ISO 6400; auto ISO sensitivity control available
(Recommended Exposure Index)	
Active D-Lighting	Can be selected from auto, extra high, high, normal, low or off
ADL bracketing	2 frames using selected value for one frame or 3 frames using preset values for all frames
Autofocus	Nikon Multi-CAM 4800 autofocus sensor module with TTL phase detection, fine-tuning, 39 focus points (including 9 cross-type sensors; the center 33 points are available at apertures slower than f/5.6 and faster than f/8, while the center 7 points are available at f/8), and AF-assist illuminator (range approx. 1 ft 8 in. to 9 ft 10 in./0.5 to 3 m)

Detection range	-1 to +19 EV (ISO 100, 68°F/20°C)
Lens servo	<ul style="list-style-type: none"> <li>Autofocus (AF): Single-servo AF (AF-S); continuous-servo AF (AF-C); auto AF-S/AF-C selection (AF-A); predictive focus tracking activated automatically according to subject status</li> <li>Manual focus (M): Electronic rangefinder can be used</li> </ul>
Focus point	Can be selected from 39 or 11 focus points
AF-area modes	Single-point AF, 9-, 21- or 39-point dynamic-area AF, 3D-tracking, auto-area AF
Focus lock	Focus can be locked by pressing shutter-release button halfway (single-servo AF) or by pressing AE-L/AF-L button
Built-in flash	 : Auto flash with auto pop-up P, S, A, M,  : Manual pop-up with button release
Guide number	Approx. 39/12, 39/12 with manual flash (ft/m, ISO 100, 68°F/20°C)
Flash control	TTL: i-TTL flash control using 2,016-pixel RGB sensor is available with built-in flash and SB-910, SB-900, SB-800, SB-700, SB-600 or SB-400; i-TTL balanced fill-flash for digital SLR is used with matrix and center-weighted metering, standard i-TTL flash for digital SLR with spot metering
Flash modes	Auto, auto with red-eye reduction, auto slow sync, auto slow sync with red-eye reduction, fill-flash, red-eye reduction, slow sync, slow sync with red-eye reduction, rear-curtain with slow sync, rear-curtain sync, off; auto FP high-speed sync supported
Flash compensation	-3 to +1 EV in increments of 1/3 or 1/2 EV
Flash bracketing	2 to 3 frames in steps of 1/3, 1/2, 2/3, 1, 2 or 3 EV
Flash-ready indicator	Lights when built-in flash or optional flash unit is fully charged; flashes after flash is fired at full output
Accessory shoe	ISO 518 hot-shoe with sync and data contacts and safety lock
Nikon Creative Lighting System (CLS)	<p>Advanced Wireless Lighting supported with built-in flash, SB-910, SB-900, SB-800 or SB-700 as a master flash and SB-600 or SB-R200 as remotes, or SU-800 as commander; built-in flash can serve as master flash in commander mode; auto FP high-speed sync and modeling illumination supported with all CLS-compatible flash units except SB-400; Flash Color Information Communication and FV lock supported with all CLS-compatible flash units</p>
Sync terminal	AS-15 Sync Terminal Adapter (available separately)
White balance	Auto (2 types), incandescent, fluorescent (7 types), direct sunlight, flash, cloudy, shade, preset manual (up to 4 values can be stored), choose color temperature (2,500 K to 10,000 K); all with fine-tuning
White balance bracketing	2 to 3 frames in steps of 1, 2 or 3
Live view modes	Live view photography (still images), movie live view (movies)
Live view lens servo	<ul style="list-style-type: none"> <li>Autofocus (AF): Single-servo AF (AF-S); full-time servo AF (AF-F)</li> <li>Manual focus (M)</li> </ul>
AF-area modes	Face-priority AF, wide-area AF, normal-area AF, subject-tracking AF
Autofocus	Contrast-detect AF anywhere in frame (camera selects focus point automatically when face-priority AF or subject-tracking AF is selected)
Movie metering	TTL exposure metering using main image sensor
Movie metering method	Matrix
Frame size (pixels)	<ul style="list-style-type: none"> <li>1,920 × 1,080; 30p (progressive), 25p, 24p</li> <li>1,280 × 720; 60p, 50p, 30p, 25p</li> </ul>
and frame rate	Actual frame rates for 60p, 50p, 30p, 25p, and 24p are 59.94, 50, 29.97, 25, and 23.976 fps respectively; options support both high and normal image quality
File format	MOV
Video compression	H.264/MPEG-4 Advanced Video Coding
Audio recording format	Linear PCM
Audio recording device	Built-in monaural or external stereo microphone; sensitivity adjustable
Maximum length	Approx. 29 min. 59 s (20 min. depending on frame size/rate and movie quality settings)
Other movie options	Index marking, time-lapse photography
Monitor	3.2-in. (8-cm), approx. 921k-dot (VGA), low-temperature polysilicon TFT LCD with approx. 170° viewing angle, approx. 100% frame coverage, and automatic monitor brightness control using ambient brightness sensor
Playback	Full-frame and thumbnail (4, 9, 72 images or calendar) playback with playback zoom, movie playback, photo and/or movie slide shows, histogram display, highlights, photo information, GPS data display and auto image rotation
USB	Hi-Speed USB
HDMI output	Type C mini-pin HDMI connector
Accessory terminal	Remote cord: MC-DC2 (available separately) GPS unit: GP-1 (available separately)
Audio input	Stereo mini-pin jack (3.5-mm diameter; plug-in power supported)
Audio output	Stereo mini-pin jack (3.5-mm diameter)
Supported languages	Arabic, Chinese (Simplified and Traditional), Czech, Danish, Dutch, English, Finnish, French, German, Greek, Hindi, Hungarian, Indonesian, Italian, Japanese, Korean, Norwegian, Polish, Portuguese (Portugal and Brazil), Romanian, Russian, Spanish, Swedish, Thai, Turkish, Ukrainian
Battery	One EN-EL15 Rechargeable Li-ion Battery
Battery pack	Optional MB-D14 Multi-Power Battery Pack with one EN-EL15 Rechargeable Li-ion Battery or six AA alkaline, Ni-MH, or lithium batteries
AC adapter	EH-5b AC Adapter; requires EP-5B Power Connector (available separately)
Tripod socket	1/4 in. (ISO 1222)
Dimensions (W × H × D)	Approx. 5.6 × 4.4 × 3.2 in./141 × 113 × 82 mm
Weight	Approx. 1 lb 14.0 oz/850 g with battery and memory card but without body cap; approx. 1 lb 10.8 oz/760 g (camera body only)
Operating environment	Temperature: 32 to 104°F/0 to 40°C; humidity: 85% or less (no condensation)
Supplied accessories	EN-EL15 Rechargeable Li-ion Battery, MH-25 Battery Charger, DK-5 Eyepiece Cap, DK-21 (may differ by country or area) Rubber Eyecup, UC-E15 USB Cable, AN-DC8 Camera Strap, BM-14 LCD Monitor Cover, BF-18 Body Cap, BS-1 Accessory Shoe Cover, ViewNX 2 CD-ROM

• PictBridge is a trademark. The SD, SDHC and SDXC logos are trademarks of the SD Card Association. • HDMI, the HDMI logo and High-Definition Multimedia Interface are trademarks or registered trademarks of HDMI Licensing, LLC. • Google, Android and Google Play are registered trademarks or trademarks of Google Inc. • Wi-Fi is a registered trademark of the Wi-Fi Alliance®. • Products and brand names are trademarks or registered trademarks of their respective companies. • Images in viewfinders, on LCDs and monitors shown in this brochure are simulated.



At the heart of the image™

# D600™



Specifications and equipment are subject to change without any notice or obligation on the part of the manufacturer. September 2012  
©2012 Nikon Corporation Nikon symbol is a registered trademark of Nikon Corporation in Japan and the USA.



**WARNING**

**TO ENSURE CORRECT USAGE, READ MANUALS CAREFULLY BEFORE USING YOUR EQUIPMENT. SOME DOCUMENTATION IS SUPPLIED ON CD-ROM ONLY.**



**Nikon Canada Inc.** 1366 Aerowood Drive, Mississauga, Ontario, L4W 1C1, Canada [www.nikon.ca](http://www.nikon.ca)  
**Nikon Inc.** 1300 Walt Whitman Road, Melville, N.Y. 11747-3064, U.S.A. [www.nikonusa.com](http://www.nikonusa.com)

Printed in Japan Code No. 6CE12065 (12/09/A)K

DSLR-D600-47-09/12

SMALLEST  
LIGHTEST  
24.3 EFFECTIVE  
MEGAPIXELS

# Shoot Big, Travel Light

Long awaited by passionate photographers everywhere, the new Nikon D600 is an innovative 24.3-megapixel D-SLR in a size and weight never seen before in FX format. Equipped to shoot virtually any subject — from landscapes to portraiture, from still life to action — the D600 renders each with stunning sharpness and all of the benefits that the versatile FX format can offer, such as superior high ISO capability, smooth tonality and beautiful bokeh. Your creative potential will be immeasurable with the latest range of NIKKOR lenses — once they're attached to this agile and reliable body, it will become clear just how far the D600 can take you. High-end photography was once a privilege enjoyed only by professionals. No longer. See what power lies within your reach.



## D600

- Smallest and lightest FX-format D-SLR
- 24.3-megapixel CMOS sensor
- Standard ISO sensitivity range: 100 to 6400
- Approx. 100% frame coverage
- 39-point AF system, 7 points compatible with f/8
- Multi-area mode Full HD D-Movie
- Double SD card slots compatible with UHS-I

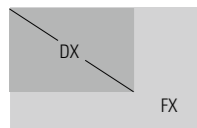


**FX 24.3**  
 FORMAT MEGAPIXELS  
 + NIKKOR LENSES

## Take your photography to another level


### Expect stunning detail thanks to an innovative sensor and NIKKOR lenses

With the goal of increasing pixel count while minimizing high ISO noise, Nikon engineers created a way to get the most out of this camera's astounding 24.3 effective megapixels using the new FX-format sensor. Using its high S/N (signal-to-noise) ratio, the D600 achieves stunning details, all while keeping noise remarkably low throughout the wide ISO range, and even further reduced at ISO 100. The D600's large pixel count also means more flexibility in cropping during post-production. Combine these benefits with beautiful bokeh from a large FX-format sensor and a much wider array of compatible NIKKOR lens choices, and you can see how much potential the D600 truly offers.



### EXPEED 3 for faster, more intelligent image processing

Utilized by top-end models like the D4 and D800 series, EXPEED 3 generates extraordinary images. That same image-processing engine is found in the D600. The camera's 24.3-megapixel image files are large, but EXPEED 3 handles them smoothly and efficiently, which translates into more shooting confidence for you during continuous shooting, card recording, image playback and image transfer. Even with specialized processing features like Active D-Lighting and high ISO noise reduction, the effect on capture speed is minimized. EXPEED 3's state-of-the-art intelligence successfully reduces noise at higher ISOs without sacrificing fine details, all while broadening the dynamic range and improving color reproduction in significant ways.



Exquisite color reproduction and rich tonality

• Exposure: [A] mode, 1/40 second, f/1.8 • White balance: Auto 2 • Sensitivity: ISO 800 • Picture Control: Standard ©Steve Simon

AF-S NIKKOR 50mm f/1.8G



**ISO 100-6400**

## Conquer challenging light

### FX format for more flexible control of light


From the bright, harsh noonday sun, to low-lit interiors or evening scenes, the large FX-format sensor handles light so effectively that it delivers exceptional image clarity from ISO 100 up to ISO 6400. When it comes to high ISO settings, Nikon takes image quality very seriously. Strict standards have been put into place to ensure clearer pictures. When the situation demands even more versatility, you can now push your light sensitivity to ISO 50 (Lo 1) or ISO 25600 (Hi 2) equivalent. The higher ISO capability gives the D600 a specific edge, not only creating further handheld shooting opportunities via faster shutter speeds, but also offering video enthusiasts the confidence to shoot in darker places.



### Nikon's noise reduction method

Thanks to its improved image processing performance and a comprehensive noise reduction system, the D600 successfully minimizes noise at higher ISOs while substantially broadening the standard ISO range. What makes Nikon's noise reduction method superior is that noise appearing in an image is analyzed, and then optimized noise reduction is applied accordingly. The result: effective noise control in your movies and still images, all without sacrificing the fine details.

ISO Hi 2 (ISO 25600 equivalent)  
 ©Florian Schulz



Amazing noise performance, even at ISO 6400

• Exposure: [A] mode, 1/60 second, f/8 • White balance: Auto 1 • Sensitivity: ISO 6400 • Picture Control: Neutral ©Steve Simon

AF-S NIKKOR 24-70mm f/2.8G ED



## Speed and accuracy for fleeting moments

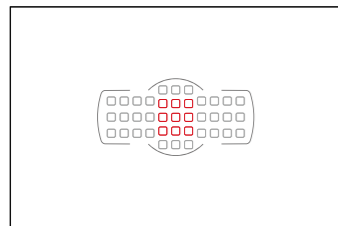
### Incredible AF design with compatibility up to f/8

The D600 delivers remarkable AF performance using 39 tightly packed, strategically placed AF points, which work like a net to find your subject and lock it into sharp focus. The nine cross-type sensors in the center give you further accuracy, even when light and contrast are scarce. If the maximum effective aperture of your super-telephoto lens gets as slow as f/8 when attaching a 2.0x teleconverter, you can still count on the D600's AF performance with seven active AF points — a huge benefit for sports and wildlife shooters.

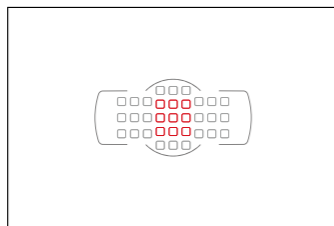


AF-S NIKKOR 200-400mm f/4G ED VR II + AF-S Teleconverter TC-20E III

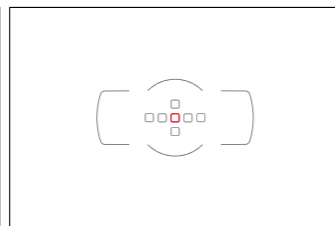
### Available focus points according to aperture




39 AF points:  
Compatible with maximum aperture  
f/5.6 and faster



33 AF points:  
Compatible with maximum aperture  
slower than f/5.6 and faster than f/8



7 AF points:  
Compatible with maximum aperture f/8



AF capability at f/8 ©Steve Simon

■ : Perform as cross sensors □ : Perform as line sensors

### Versatile AF-area modes

Regardless of your photographic passion, the D600 has AF-area modes optimized to suit your subject matter. Dynamic-area AF is a powerful tool for tracking moving subjects using one priority focus point and the supporting points surrounding it. Switch between 9-point, 21-point and 39-point coverage, depending on your subject's size, speed, and type of movement. The intelligent 3D-tracking feature allows you more compositional freedom by continuously following moving subjects that stay within your 39 AF points. Try single-point AF when you need pinpoint focus on stationary subjects such as landscapes, portraits or still lifes. On the other hand, the D600's auto-area AF is an ideal choice for candid shooting, as it automatically detects main subjects.



Dynamic-area AF (9-point) AF-S NIKKOR 600mm f/4G ED VR + AF-S Teleconverter TC-14E II

• Exposure: [A] mode, 1/1,250 second, f/5.6 • White balance: Direct sunlight  
• Sensitivity: ISO 1000 • Picture Control: Standard  
©Florian Schulz



AF capability at f/8 when shooting with a super-telephoto 800mm

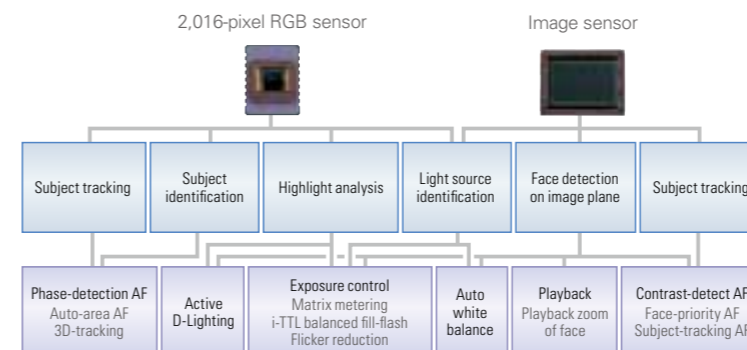
• Exposure: [A] mode, 1/800 second, f/8 • White balance: Auto 1 • Sensitivity: ISO 800  
• Picture Control: Standard ©Florian Schulz

AF-S NIKKOR 200-400mm f/4G ED VR II + AF-S Teleconverter TC-20E III



### Scene Recognition System for further metering accuracy

Utilizing the camera's built-in 2,016-pixel RGB sensor, Nikon's Scene Recognition System analyzes each scene's brightness and color information, and then uses this information to further improve accuracy in autofocus, auto exposure, auto white balance and i-TTL flash metering. Such accuracy instills a vital dose of confidence when using auto control. This is particularly helpful with autofocus, where the Scene Recognition System measures subject identification and tracking information for an enhanced performance by 3D-tracking and auto-area AF.



### Speed that responds to your reflexes

To ensure you catch the right moment, the D600 shoots up to approx. 5.5 fps in both FX and DX formats — outstanding speed when you consider that each image is 24.3 megapixels. Such speed makes dynamic-area AF even more effective. The power switch strategically encircles the shutter-release button, which means that once turned on, your finger is already in position. The camera is ready to shoot in approx. 0.13 s\*, and release time lag has been minimized to approx. 0.052 s\*, close to the Nikon D4's approx 0.042 s\*. The right-hand grip has been optimized as well, complemented by a redesign of the shutter-release button area for faster response and less stress to your finger.

\* Based on CIPA Guidelines.



# RELIABILITY

Light, small, dependable



— Extensive weather sealing

## The most compact FX-format D-SLR camera

When in the field, photographers always stress the importance of traveling light, and Nikon engineers listened. While designing the D600, many camera components were reassessed and redesigned in order to free up as much internal camera space as possible. The main challenge was to optimize the design surrounding the pentaprism and employ a smaller AF sensor module. The result is an FX-format D-SLR camera that weighs approx. 1 lb 10.8 oz/760 g\* — the lightest and smallest in the FX-format category. Where would you go with mobility like this?

D4 (FX)	D800 series (FX)	D600 (FX)	D7000 (DX)
2 lb 9.6 oz/1,180 g*	1 lb 15.7 oz/900 g*	1 lb 10.8 oz/760 g*	1 lb 8.3 oz/690 g*

\* Body only (without battery and cards).

## Light, rugged magnesium alloy body

Nikon engineers trimmed both the size and weight without sacrificing ruggedness. The D600 uses durable magnesium alloy for the top and rear frames, which helps keep it light while protecting the sensitive technologies within from accidental shock. Extensive weather sealing gives the D600 dust- and moisture-proof protection that is just as reliable as its higher-end cousins, the Nikon D800 series, allowing you to work in harsh environments.

## Accuracy to match both your view and your vision

A precise understanding of every element in the frame can be crucial to your compositional intentions, especially when shooting landscapes. The D600 is equipped with a newly developed glass prism optical viewfinder that gives you approx. 100% frame coverage. Enjoy a bright and clear view thanks to the large FX-format sensor, plus a focusing screen that is painstakingly designed to make sharp focus fast and intuitive in both autofocus and manual. Unlike the LCD monitor, the viewfinder allows you to truly home in on your subject more steadily and without distractions. The speed of viewfinder shooting also gives you an edge when you need to make quick decisions, which can be crucial while shooting portraits, candid images or action shots. If needed, try the viewfinder's on-demand grid lines\* for simpler, more accurate framing.

\* Available only with FX format.



Incredible agility when shooting in remote and demanding conditions

• Exposure: [M] mode, 25 seconds, f/2.8 • White balance: Color temperature (3,030 K) • Sensitivity: ISO 3200  
• Picture Control: Standard ©Florian Schulz

AF-S NIKKOR 14-24mm f/2.8G ED



## Double SD card slots compatible with UHS-I

When shooting large image files, recording speed and card capacity matter. The D600 comes equipped with double SD card slots that are compatible with the latest UHS-I for faster data transfer. The camera also supports SDXC, the SD cards' large-capacity standard, to ensure stress-free and productive shooting. Eye-Fi equipped SD cards are also compatible. Having two SD cards offers a number of advantages, including backup recording, RAW/JPEG separate recording and more.



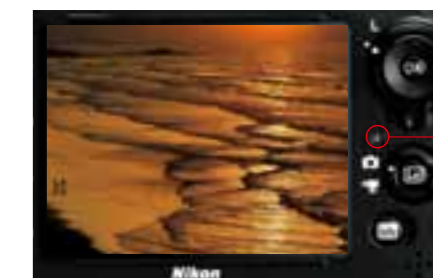
## Shutter tested for 150,000 cycles

The camera's highly durable shutter and sequential control mechanism have been tested to 150,000 cycles on fully assembled cameras. While the shutter unit is designed for speeds between 1/4,000 of a second up to 30 s, its intelligent, self-diagnostic shutter monitor automatically monitors actual shutter speeds in order to correct possible variances that can occur over time.

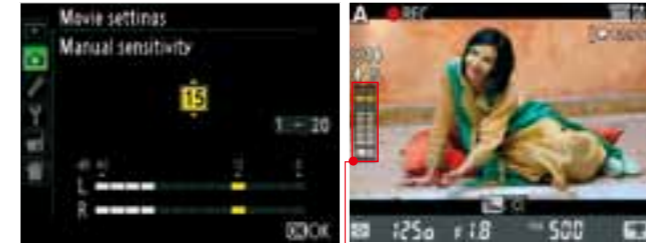


## Leading-edge LCD monitor with automatic brightness control

The large 3.2-in. (8-cm), approx. 921k-dot LCD monitor offers you bright, crisp image playback with an extended color reproduction capacity. Its anti-reflective design offers clear, glare-free performance, even under bright conditions. Set your monitor brightness to Auto, and when the monitor turns on, the camera will automatically adjust the LCD brightness according to the environmental lighting conditions, allowing easy image confirmation in both bright and dimly lit places.



Ambient brightness sensor for automatic monitor brightness control



Microphone sensitivity menu

Sound level indicator



Time-lapse photography menu

Time-lapse playback display

## D-MOVIE LIVE VIEW

### Broadcast quality video at your fingertips

#### Cinematic experience with Full HD quality video

Whether you want to record nature, exotic locations or just the magic moments of daily life, Nikon's broadcast-quality D-Movie demonstrates exquisite moving image integrity, due in part to its 24.3 megapixels and large FX-format sensor. By using the B frame data compression method, the D600 can record 1080p Full HD video at 30p in H.264/MPEG-4 AVC format for up to 29 min. 59 s\* of recording in a single clip. The camera's intelligent image sensor reads out movie images at faster rates than ever. Thanks to EXPEED 3, Nikon's latest image-processing engine, you can expect exceptionally smooth gradation, with minimum block noise and beautifully natural movement rendered sharp and clear. Your movies will take on a distinctive look of their own, even when shot in dimly lit locations. Combine these benefits and you'll begin to realize what new creative opportunities are possible for photographers and video enthusiasts alike.

\* Total time dependent on frame rate, frame size and movie quality settings.

Frame size	Frame rate	Frame size	Frame rate
1,920 x 1,080	30p (29.97 fps)	1,280 x 720	60p (59.94 fps)
	25p (25 fps)		50p (50 fps)
	24p (23.976 fps)		30p (29.97 fps)
			25p (25 fps)

Note: Options support both high and normal image quality.

#### Multi-area mode Full HD D-Movie for cinematic freedom

With two formats in one camera, the D600 is designed to explore a variety of moods and perspectives. The camera gives you exquisite Full HD image quality in both FX- and DX-based movie formats. Video enthusiasts will love the shallow depth of field that the large FX-based format can deliver. Action and wildlife shooters can take advantage of the DX-based format and its telephoto effect for extra reach when they need it. Combine the benefits of both formats with an arsenal of NIKKOR lenses and you can begin to see what an incredibly versatile movie-making tool the D600 truly is.



DX-based format

FX-based format

Note: The image here shows two image area options (aspect ratio 16:9) on an FX-format image area for viewfinder shooting or live view photography.

#### Comprehensive audio recording control

The D600 is designed for crisp stereo recording with a built-in external stereo microphone input. Attach the compact ME-1 Stereo Microphone to record clear sound while significantly reducing mechanical noise. An external headphone connector enables you to effectively monitor and control audio in isolation. While the sound level indicator offers visual confirmation of audio level, the microphone sensitivity can be controlled precisely in 20 incremental steps.

#### Optimized live view controls for stills or movies

The D600 comes with independent live view controls that have been designed specifically for both stills and movie shooting. During still photography shooting, live view is capable of fast contrast-detect AF, operating at the same speed as the D4 and D800 series. It also displays your images with up to approx. 19x magnifying capability for accurate focus confirmation. When shooting movies, on the other hand, the camera's specialized exposure controls enable smooth exposure transitions for moving subjects. Use live view mode for a clear and accurate way to confirm both the image area and the shooting information so you can concentrate on the shot.

#### Time-lapse photography made easy

Creating a time-lapse photography piece once required elaborate calculations and editing, but not any more. Simply designate the interval and duration times through the menu and the D600 does the rest: each series of frames you shoot will be automatically converted and saved as a movie file, ready for your review. Whether it's traffic, passing clouds or something more creative, the D600 makes it easy to show slow-moving activity at dramatic speeds\*.

\* Replaying rates can be set from 24 times to 36,000 times faster than normal. Note: Movie files of time-lapse photography will be saved in 16:9 aspect ratio.

#### View simultaneous live view output on external monitors and record uncompressed video via HDMI

In addition to the camera's LCD monitor, the D600 lets you watch the camera's output on an external monitor\* in real time using an HDMI connection. And for those who need the purest video output for professional quality editing, you can now record uncompressed live view movie footage directly onto an external storage device via HDMI interface.

\* When video is output through HDMI interface simultaneously with SD card recording, output image through HDMI interface will be smaller than 1,280 x 720.



Live view selector makes switching between still and movie modes smooth and intuitive



## OPERATIONAL COMFORT

### For Nikon, every detail is vital

#### 1: Grip and shutter button ergonomics

The right-hand grip has been carefully redesigned to accommodate a larger variety of hand sizes with such a compact FX-format camera. Small, subtle form changes in the back create a better grip for the thumb, while a slightly deeper and longer front groove provides added stability. Furthermore, the flattened power switch and adjusted angle of the shutter-release button both contribute to making finger movements more natural and strain-free after prolonged use.

#### 2: Strategic layout of mode dials

The mode dial was designed to give you quick access to the exposure modes you use the most. As well as the release mode dial, the mode dial incorporates a lock function to prevent unintentional mode switching. The newly added lock release button is easy to operate allowing smooth and secure release. The release mode dial is located on the same axis, providing continuous shooting options as well as the quiet shutter-release mode for even smoother operation.

#### 3: Two-axis virtual horizon

Whenever you need a level view, simply turn on the smart virtual horizon tool. This lets you see both horizontal dimensions — side-to-side and front-to-back\*. Landscape, architecture and still life photographers will benefit from this added level of compositional accuracy.

\* Front-to-back available only in the LCD monitor.

#### 4: Optimized textures and terminal covers

Numerous camera components have been improved for further operational comfort. For example, the rubberized cover for the terminal interface has now been divided into three parts to enhance protection against dust and moisture. On the bottom of the camera, the anti-slip texture has been improved for extra grip when shooting vertically on a tripod.

#### 5: Intelligent power management

A comprehensive re-working of camera circuitry helps the D600 realize exceptionally efficient power management, while the latest EXPEED 3 image-processing engine aids power-saving even more. Expect longer battery life, as well as the ability to shoot up to approx. 900 shots\* on one charge from an EN-EL15 Rechargeable Li-ion Battery, the same type used in the D7000 and D800 series.

\* Based on CIPA Standards.

#### 6: Multi-power battery pack (optional)

Some situations require an extra boost of power, such as extended location shooting, making long D-Movies or when shooting time-lapse photography. The MB-D14 Multi-Power Battery Pack lets you double your shooting time\*. This pack incorporates the same rugged magnesium alloy construction and weather sealing as the D600 body itself. The dedicated shutter-release button and command dials for vertical shooting are an added benefit, especially for portrait photographers.

\* When EN-EL15 Rechargeable Li-ion Battery is installed in both MB-D14 and D600 body.



## EXCLUSIVE FEATURES

### Nikon's smart, creativity-boosting features



Vivid

Monochrome

Landscape

Portrait

#### Direct access to Picture Control

Customize the look of your stills and videos through Picture Control settings by fine-tuning parameters such as sharpening, saturation, and hue. The D600 allows you to access Picture Control instantly and directly from a dedicated button rather than entering the menu. You can also use live view to visually confirm how a customized Picture Control setting will look on the monitor.



Picture Control button



Quick adjust display


#### Detail in highlights and shadows: Active D-Lighting

When facing extremely high-contrast lighting beyond the camera's dynamic range, Nikon's exclusive Active D-Lighting helps you maintain details in the highlights without losing them in the shadows. Choose an intensity that reflects the levels of contrast in your shooting scenario. Color reproduction at even the Extra-high intensity level has been improved, thanks to the EXPEED 3 image-processing engine.



Off

Extra high



Successful HDR image

Brighter image

Darker image

#### HDR (High Dynamic Range) for high-contrast landscapes

The D600's HDR feature shoots two frames in a single shutter release: one brighter and one darker. The camera then automatically combines them to create an image covering a broader dynamic range while retaining full saturation and tonality — an effective option for landscape photographers.

#### Image area options

The D600 allows you to shoot with two different image areas: FX format (35.9 x 24.0 mm) and DX format (23.5 x 15.7 mm). DX format offers an approx. 1.5x telephoto effect by using the required crop. Yet despite this effect, you can still expect the exceptional image quality of 10.4 megapixels for a variety of purposes thanks to the D600's large pixel count. When a DX NIKKOR lens is used, DX format is automatically selected, and the image area is visually marked in the viewfinder.

#### Auto ISO with auto minimum shutter speed control

When using the Auto ISO feature\*, the D600 automatically controls your minimum shutter speed based on the focal length of the lens being used. This can be very helpful in reducing camera shake by raising ISO sensitivity, and particularly advantageous when shooting with a zoom lens.

\* P, S, A, and M modes only.

#### Accurate and flexible auto white balance

By effectively identifying every type of light source, Nikon's auto white balance feature delivers incredibly accurate results. Choose from two options: Auto 1 renders white as white, while Auto 2 renders warmer hues under incandescent light sources. Now with the D600, you can alternate between Auto 1 and 2 during in-camera NEF (RAW) processing even after you shoot.



Auto 1



Auto 2

Switch between Auto 1 and 2 during in-camera NEF (RAW) processing.



## NIKKOR: When lens quality truly matters

### Experience a new level of image quality with the latest FX NIKKOR lenses

To draw out the full potential of a large, FX-format 24.3-megapixel sensor, lens quality is crucial. As a long-respected optical manufacturer, Nikon understands that there is no room to compromise when it comes to sharpness, color, tonal gradation or even bokeh. From fast primes to f/2.8 zooms to f/4 zooms with VR, the latest line of FX NIKKOR lenses — many loaded with the world-renowned Nano Crystal Coat — is fully optimized to deliver the kind of image quality that the D600 truly deserves.



70  
million  
NIKKOR

28



#### AF-S NIKKOR 28mm f/1.8G

A fast wide-angle lens with edge-to-edge sharpness and a natural perspective

60



#### AF-S Micro NIKKOR 60mm f/2.8G ED

A compact and versatile micro lens with Nano Crystal Coat

85



#### AF-S NIKKOR 85mm f/1.8G

A fast prime lens, delivering stunning sharpness and quality bokeh from a surprisingly compact body

16-35



#### AF-S NIKKOR 16-35mm f/4G ED VR

An ultra-wide-angle zoom lens with VR, enhancing hand-held capability in low light

24-85



#### AF-S NIKKOR 24-85mm f/3.5-4.5G ED VR

A compact, high-quality standard zoom lens with VR that matches the agility of the D600

24-120



#### AF-S NIKKOR 24-120mm f/4G ED VR

A high-quality standard zoom lens with VR and Nano Crystal Coat

14-24



#### AF-S NIKKOR 14-24mm f/2.8G ED

An ultra-wide-angle zoom, delivering an edge-to-edge sharpness from the 14 mm wide-end

24-70



#### AF-S NIKKOR 24-70mm f/2.8G ED

An incredibly reliable, highly balanced standard zoom lens

70-200



#### AF-S NIKKOR 70-200mm f/2.8G ED VR II

A powerful telephoto zoom lens with VR and stunning image quality throughout the entire zoom range

### The importance of bokeh quality

FX-format shooting with fast NIKKOR lenses means incredible control over the quality and quantity of bokeh, which also means added depth and dimension in your photographs. Bokeh can be crucial to how you approach your subject, especially when shooting portraits. Nikon engineers are committed to achieving the most aesthetically pleasing bokeh, based on Nikon's own set of criteria.

### Your DX lenses, your assets

Thanks to Nikon's consistent F-mount design, the D600 makes active use of almost every NIKKOR lens, including DX lenses you may already own. Simply attach a lens to the D600, and the camera automatically recognizes it, setting the required crop. Relatively smaller DX lenses contribute to keeping the camera's total weight down — a definite advantage when agility is a must.



DX image area is indicated visually in the viewfinder

### Lateral chromatic aberration reduction

Take advantage of Nikon's unique solution to reducing chromatic aberration caused by lenses and get even more out of your NIKKOR lens collection. Unlike other correction methods that simply eliminate chromatic aberration, Nikon's method compensates for these color differences in a resolving index for each color, making it particularly effective in achieving the sharpest images possible.




Exquisite sharpness, smooth tonality and pleasing bokeh

• Exposure: [M] mode, 1/160 second, f/3.2 • White balance: Direct sunlight  
• Sensitivity: ISO 100 • Picture Control: Portrait ©Noriyuki Yuasa

AF-S NIKKOR 85mm f/1.8G





Two SB-700s were placed in a portable softbox and wirelessly triggered using the D600's built-in flash. The softbox diffuses light evenly on the subject.



Commander mode menu

•Exposure: [M] mode, 1/25 second, f/4 • White balance: Auto 1  
• Sensitivity: ISO 400 • Picture Control: Portrait ©Steve Simon

AF-S NIKKOR 28 mm f/1.8G

## Boost your creativity with simple wireless lighting

The D600 is designed to work together with the Nikon Creative Lighting System for an unmatched level of lighting accuracy and flexibility. Unequaled in versatility and portability, the advantages of this partnership are best experienced via Advanced Wireless Lighting. Using the D600's built-in flash as a commander, you can trigger your remote off-camera Speedlights wirelessly with ease, making lighting as creative and comprehensive as your imagination can take it. A vital ingredient of stunning portraiture and countless other subjects.

## Get the most out of Nikon's RAW file — the NEF

To draw the maximum potential out of NEF files, Nikon's exclusive ViewNX 2 and Capture NX 2 software are the only true choices. Each NEF file contains an incredible amount of data inherent to your Nikon system. At the time of RAW editing, ViewNX 2 and Capture NX 2 can fully utilize this data where others cannot. Nikon software truly understands the characteristics of the D600's sensor and the settings of your lenses and Speedlights, which means you get the best results possible.



ViewNX 2 (bundled)  
All-in-one software with a user-friendly interface, ViewNX 2 allows you to browse and edit your pictures and movies, as well as share them using Nikon's photo-sharing and storage service, my Picturetown, and more.



Capture NX 2 (optional)  
A powerful tool for more advanced and elaborate photo editing, Capture NX 2 features intuitive Color Control Point technology that drastically simplifies many image enhancement procedures. Now compatible with the 64-bit processing of your computer.

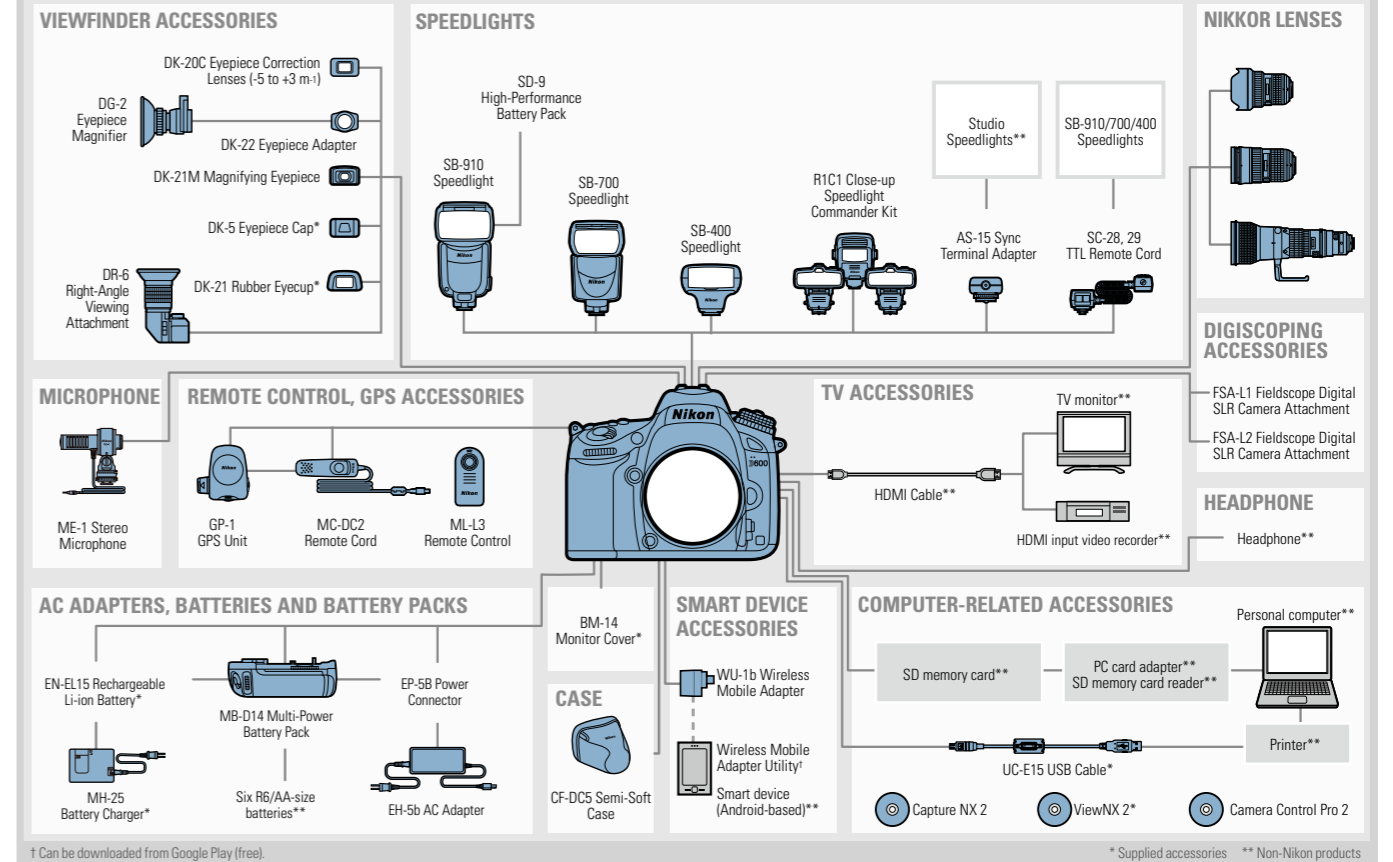
## Wireless camera control via smart devices

Attaching the optional WU-1b Wireless Mobile Adapter to the D600 allows your wireless, LAN-equipped smart device\* to control your camera remotely. Now you can release the shutter, select a focus point and shoot in Time mode. Once the images are in your hand, you can share them with the world instantly through social networking services (SNS) or e-mail.

\* Compatible with smart devices using Android OS. Compatibility with iOS also available from fall, 2012.  
Note: This function requires installing a Wireless Mobile Adapter Utility to the smart device prior to use. This can be downloaded from Google Play at no charge.



## SYSTEM CHART



† Can be downloaded from Google Play (free).

\* Supplied accessories \*\* Non-Nikon products

## The D600 on assignment



**Steve Simon** (U.S.A.)  
Documentary  
Location: Morocco

“ As a documentary photographer, I capture strong images when I can respond quickly. The D600 is small, light and fast enough to have with me at all times, rendering 24.3-megapixel full-frame images that are big and beautiful. I can even crop tightly to perfect my composition and still maintain stunning detail. The D600's intuitive operation and 39-point autofocus system give me complete control over the imaging process. Technical concerns fade away, and the camera becomes an extension of my eye, letting me work unencumbered. Using the bright viewfinder's approx. 100% frame coverage, I can confidently record authentic, storytelling moments that will never be repeated. When shooting portraits, I'm often at a lens' widest apertures for the dreamlike bokeh that a full-frame sensor achieves with fast NIKKOR glass. Now I don't hesitate to use ISO 6400 to capture the atmosphere of a low-light scene. Live view lets me compose my landscapes precisely, its two-axis smart virtual horizon helping me center the camera and keep distortion minimized. The D600's new broadcast quality D-Movie, HDR (High Dynamic Range) and time-lapse photography features are so easy to use they are now taking my work into new and unexpected directions. This camera inspires my photographic passions and helps my creativity soar. ”



**Florian Schulz** (Germany)  
Nature and wildlife  
Location: U.S.A./Canada

“ I am often asked to recommend the best camera for nature photographers, and this incredibly versatile new camera is it. In nature photography, weight often matters, and here you have the finest Nikon technology in a rugged, full-frame camera body that is impressively compact and lightweight. With 24.3 megapixels, a very fast autofocus, 5.5 frames per second and fantastic high ISO capabilities, it has exactly what nature photographers want. The D600 gives you access to NIKKOR's beautiful array of wide-angle lenses like the AF-S NIKKOR 14-24mm f/2.8G ED, but also lets you use autofocus at f/8, even when using my favorite long lens, the AF-S NIKKOR 200-400mm f/4G ED VR II with a 2x teleconverter. This versatility extends to video as well. It delivers fantastic Full HD video files, and with the large FX-format sensor, you can shoot cinematically with a shallow depth of field, and the camera's lightweight design makes it easier to use on cranes and magic arms. I love creating multimedia presentations, and for that, the new time-lapse photography feature is a very handy little gizmo. Never before has there been such a compact camera loaded with so many fantastic features. Now there are no limits to your creativity. The D600 is a true all-rounder. ”

For further details, please visit Nikon's website.